


Giselle



Wall: Giselle bianco\_bianco Decor\_31,6x95,3 \_Giselle bianco Lista\_cenefa\_zócalo Floor: Giselle bianco gres 49,1x49,1 cm



# Giselle

31,6x95,3 cm - 12,4"x37,5"



Giselle Bianco  
31,6 x 95,3 cm C-574



Giselle Bianco Decor  
31,6 x 95,3 cm C-357



Giselle Bianco Flag  
31,6 x 95,3 cm C-580




Shine Gold Flag  
31,6 x 95,3 cm C-357



Within Gold - Silver Lista  
1,5 x 95,3 cm C-340



Giselle Bianco Lista  
4 x 31,6 cm C-230



Giselle Bianco Cenefa  
6,7 x 31,6 cm C-240



Giselle Bianco Zócalo  
20 x 31,6 cm C-320



A



B



C

Empress Decor A, B, C \*  
31,6 x 95,3 cm C-357

Gear Lista  
1,5 x 95,3 cm C-240


PVD application. More information on page 184.  
Aplicación PVD. Más información en página 184.

Matching floor tiles |  
Pavimento coordinado



Giselle Bianco Gres  
49,1x49,1 cm C-890

Series	Format & Thickness	Unit	Boxes/Pallet	m <sup>2</sup> /Pallet	m <sup>2</sup> /Box	Pieces/Box	Kg/Pallet	Kg/Box
Giselle Bianco	31'6x95'3x1,10	m <sup>2</sup>	44	52,8	1,2	4	1136,924	25,521
Giselle Bianco Decor	31'6x95'3x1,10	pz	21	18,963	0,903	3	305,9	13,9
Giselle Bianco Flag	31'6x95'3x1,10	m <sup>2</sup>	44	52,8	1,2	4	1046,988	23,477
Shine Gold Flag	31,6x95,3x1,10	pz	21	18,96	0,90	3	388	17,8
Empress Decor A+B+C	31'6x95'3	pz	21	18,963	0,903	3	305,9	13,9
Within Lista	1'5x95'3	pz	36	9,288	0,258	18	176	4,49
Gear lista	1,5x95,3	pz	36	51,48	1,43	100	408	10,95
Giselle Bianco Cf	6'7x31'6	pz	52	15,392	0,296	14	261,156	4,753
Giselle Bianco Lista	4x31'6	pz	39	18,720	0,48	38	394,406	9,754
Giselle Bianco Zoc	20x31'6	pz	54	23,868	0,442	7	413,492	7,398
Giselle Bianco Gres	49'1x49'1	m <sup>2</sup>	24	34,56	1,44	6	720,992	29,458



Wall: Giselle bianco\_ Empress decor A,B,C 31,6x95,3 cm floor: Giselle bianco gres 49,1x49,1 cm