



CTNCA

TECHNICAL 2008

COLOUR & DESIGN		04
Revestimento e Pavimento / Mur et Sol / Wall Tiles & Floor Tiles / Wandfliesen & Bodenfliesen		
ARQUITECTOS REVESTIMENTO / MUR / WALL TILES / WAND		08
Brilhante / Les Brillants / Gloss / Glänzend	M20x20cm / M15x15cm	10
Mate / Les Mats / Matt / Matt	M20x20cm / M15x15cm	12
Listéis / Listels / Borders / Bordüren	3x25cm / M3x20cm / M3x15cm	14
NOVA ARQUITECTURA PAVIMENTO / SOL / FLOOR TILES / BODEN		16
	M30x30cm	18
	M20x20cm / M10x20cm	20
	M15x15cm	22
	M10x10cm	24
PRÉ-CORTADO / PRE-COUPÉ / PRE FORMED / GEFRÄSST		26
ANTIDERRAPANTE / ANTIDERAPANT / SLIP-RESISTANT / TRITTSICHER		32
PEÇAS ESPECIAIS / PIECES SPECIALES / SPECIAL PIECES / FORMSTÜCKE		34
COLOR LINE		36
Revestimento e Pavimento / Mur et Sol / Wall Tiles & Floor Tiles / Wandfliesen & Bodenfliesen		
COLOR LINE	32x55cm / 16x55cm / 32x32cm	38
BRANCOS		44
Revestimento e Pavimento / Mur et Sol / Wall Tiles & Floor Tiles / Wandfliesen & Bodenfliesen		
BRANCOS REVESTIMENTO / MUR / WALL TILES / WAND		46
Brilhante / Les Brillants / Gloss / Glänzend		47
Mate / Les Mats / Matt / Matt		50
BRANCOS PAVIMENTO / SOL / FLOOR TILES / BODEN		52
Mate / Les Mats / Matt / Matt		53
GRÉS VIDRADO		56
Grès Emailé / Glazed Floor Tiles / Glasiertes Steinzeug		
AD-PRO	M20x20cm	58
AKTION	M20x20cm	60
ESPACE	33x33cm / M20x20cm	62
IMAGE	33x33cm	63
GRANITDUR	33x33cm	64
MULTI-USO	33x33cm	68
MOSAICO PORCELÂNICO		70
Mosaique Grès Cérame / Unglazed Porcelain Mosaic / Unglasiertes Steinzeugmosaik		
MOSAICO PORCELÂNICO	2,5x2,5cm	72
PORCELANATO VIDRADO		82
Grès Cérame Emailé / Glazed Porcelain Stoneware / Glasiertes Feinsteinzeug		
HEART OF STONE	49x49cm / 32x49cm / 12x49cm / 8,5x49cm	84
	M50x50cm / 33x33cm / 16x33cm / 16x16cm	
GRÉS EXTRUDIDO		92
Grès Etiré / Extruded Tiles / Spaltplatten		
NÃO VIDRADO / ETIRE BRUT / UNGLAZED EXTRUDED / UNGLASIERTE SPALTPLATTEN		94
	30x90cm / 15x60cm	96
	30x30cm / 24x24cm / 15x30cm / 15x15cm	12mm
	30x30cm / 15x30cm / 15x15cm	8mm
	24x24cm / 11,5x24cm / 11,5x11,5cm	100
	Alheta 7,7x24cm	101
	5,5x24cm	101
VIDRADO RÚSTICO MATE / RUSTIQUE EMAILLE MAT / RUSTIC MATT GLAZED / GLASIERTE RIEMCHEN MATT		102
	5,5x24cm	102
VIDRADO / EMAILLE / GLAZED EXTRUDED / GLASIERTE SPALTPLATTEN		104
	5,5x24cm	104
POOL	11,5x24cm	105
CARACTERÍSTICAS TÉCNICAS		106
Caractéristiques Techniques / Technical Data / Technische Daten		



COLOUR & DESIGN

Revestimento e Pavimento
Mur et Sol
Wall Tiles & Floor Tiles
Wandfliesen & Bodenfliesen



COLOR LINE

Revestimento e Pavimento
Mur et Sol
Wall Tiles & Floor Tiles
Wandfliesen & Bodenfliesen



BRANCOS

Revestimento e Pavimento
Mur et Sol
Wall Tiles & Floor Tiles
Wandfliesen & Bodenfliesen



GRÉS VIDRADO

Grès Emailé
Glazed Floor Tiles
Glasiertes Steinzeug



MOSAICO PORCELÂNICO

Mosaïque Grès Cérame
Unglazed Porcelain Mosaic
Unglasiertes Steinzeugmosaik



PORCELANATO VIDRADO

Grès Cérame Emailé
Glazed Porcelain Stoneware
Glasiertes Feinsteinzeug



GRÉS EXTRUDIDO

Grès Etiré
Extruded Tiles
Spaltplatten

A diversidade e qualidade dos produtos CINCA surpreende quem quer que esteja à procura de soluções cerâmicas. Com uma forte actividade e grande nível de notoriedade na área técnica a CINCA tem, de uma forma consistente, alargado o seu conjunto de produtos.

Sem nunca parar, perspectiva um novo futuro... Novas estratégias, novos conceitos, uma aposta na inovação. Novas cores e combinações de produtos sem nunca comprometer padrões de exigência.

Porque a CINCA é orientada pelo reconhecimento da necessidade de oferecer um conjunto de produtos, que satisfaçam a complexidade e singularidade de cada projecto.

La diversité et la qualité des produits CINCA, surprennent toutes les personnes à la recherche de solutions céramiques. Grâce à une forte activité et un niveau élevé de notoriété dans le domaine technique, CINCA a considérablement élargi son éventail de produits.

Sans jamais s'arrêter, elle construit un nouveau futur...

Nouvelles stratégies, nouveaux concepts, un pari pour l'innovation.

Nouvelles couleurs et combinaisons de produits sans jamais compromettre les critères d'exigence...

La volonté de CINCA est d'offrir à ses clients un ensemble de produits qui répondent à la complexité et la singularité de chaque project.

The diversity and quality of CINCA products will turn the head of anyone looking for ceramic tiles. With a strong presence in the technical field, at CINCA we have been consistently and continuously expanding our product range.

Constantly looking ahead to the future, at CINCA we put all our energies into innovation, new strategies and fresh concepts. We have now introduced new colours with a combination of new products in conjunction with which we have a 'no-compromise' attitude to demanding standards.

CINCA's strategy is to offer products that we know will satisfy the complex & singular needs of specific projects and unique situations.

Die Vielfalt und die Qualität der Produkte Cincas überrascht alle die, die auf der Suche nach keramischen Lösungen sind. Mit einer starken Aktivität und großem Niveau im technischen Gebiet hat CINCA dauerhaft seine Produktpalette erweitert.

Kontinuierlich eine neue Zukunft perspektivieren neue Strategien, neue Vorstellungen, eine Herausforderung in der Innovation. Neue Farben und Kombinationen von Produkten ohne die Qualitätsanforderungen zu vernachlässigen..., weil CINCA von dem notwendigen Bedürfnis geleitet wird eine umfangreiche Produktpalette anzubieten, die die Komplexitäten und die Eigenarten jedes Projektes zufriedenstellen.



Revestimento & Pavimento

As séries Arquitectos (revestimento) e Nova Architectura (pavimento) fundem-se, dando origem a um sistema modular de cores e formatos. Um novo conceito global de Cor, numa solução técnica completa.

Mur et Sol

Les séries Arquitectos (revêtement) et Nova Architectura (sol) se fondent, donnant origine à un système modulaire de couleurs et formats. Un nouveau concept de couleurs, une solution technique complète.

Wall Tiles & Floor Tiles


The Arquitectos wall tile range coordinates with the Nova Architectura floor tile range, creating a modular system of colours and formats. Our new 'global' colour concept forms a complete technical solution.

Wandfliesen & Bodenfliesen

Die Serien Arquitectos (Steingut) und Nova Architectura (Steinzeug) vereinen sich und schaffen ein modulares System von Farben und Formaten. Eine neue globale Vorstellung von Farbe, in einer vollständigen technischen Lösung.

COLOUR & DESIGN

Revestimento e Pavimento
Mur et Sol
Wall Tiles & Floor Tiles
Wandfliesen & Bodenfliesen



LISO / LISSE / PLAIN / GLATT

EN 14411 ANEXO L Grupo BIII GL

M20x20cm M15x15cm M8"x 8"/ M6"x 6"	M20x20cm M15x15cm M8"x 8"/ M6"x 6"
MODUL (197x197x7,5 / 147x147x5,8 mm) ²	

REVESTIMENTO / MUR / WALL TILES / WAND

2206		2306	
2201		2301	
2202		2302	
2203		2303	
-		-	
2205		2305	
2207		2307	
2217		2317	
2240		2340	
-		-	
2286		2386	
2288		2388	
2220		2320	
2241		2341	
-		-	
2232		2332	
2298		2398	
2270		2370	
2222		2322	
2224		2324	
2242		2342	
-		-	
-		-	
2243		2343	
2237		2337	
2238		2338	
2226		2326	
2289		2389	
-		-	
2272		2372	
2297		2397	
2227		2327	
2291		2391	
2293		2393	
2294		2394	
2208		2308	
2210		2310	
2212		2312	
2214		2314	
2219		2319	
2211		2311	
2280		2380	
2215		2315	
-		-	
2218		2318	
2213		2313	
2281		2381	
2221		2321	
-		-	
2295		2395	
2216		2316	
2283		2383	
-		-	
2223		2323	
*		**	
2287		2387	
2259		2359	
-		-	
2299		2399	
2209		2309	

LISO / LISSE / PLAIN / GLATT

EN 14411 ANEXO H Grupo BIIb GL

M30x30cm M12"x 12"	M20x20cm M10x20cm M8"x 8"/ M4"x 8"	M15x15cm M6"x 6"	M10x10cm M4"x 4"
MODUL (297x297x7 mm) ¹		MODUL (197x197x6/97x197x6 mm) ¹	

PAVIMENTO / SOL / FLOOR TILES / BODEN

-			
5501			
5502			
5503			
5504			
5505			
5507			
-			
5540			
5585			
5586			
5588			
-			
5541			
5530			
5532			
5598			
5570			
-			
-			
5542			
5544			
5545			
5543			
5537			
5538			
-			
5589			
5590			
5572			
5597			
-			
5591			
5593			
5594			
-			
5510			
5512			
5514			
5519			
-			
5580			
5515			
5517			
5518			
-			
5581			
5521			
5582			
5595			
-			
5583			
5584			
5523			
5500			
5587			
-			
5596			
5599			
5509			

* M20x20 - 0350, M15x15 - 0001/147 ** M20x20 - 0351, M15x15 - 0151/147



Brilhante / Brillant / Gloss / Glänzend



Mate / Mat / Matt / Matt

PRÉ-CORTADO / PRE-COUPÉ / PRE FORMED / GEFRÄSST

EN 14411 ANEXO H Grupo B1b GL

M20x20 /2,5x2,5cm M8"x8"/1"x1"	M20x20 /2,5x5cm M8"x8"/2"x1"	M20x20 /5x5cm M8"x8"/2"x2"	M20x20 /5x10cm M8"x8"/4"x2"	M20x20 /5x20cm M8"x8"/8"x2"	M20x20 /10x10cm M8"x8"/4"x4"
--------------------------------------	------------------------------------	----------------------------------	-----------------------------------	-----------------------------------	------------------------------------

MODUL
(197x197x6 mm)¹



ANTIDERRAPANTE
ANTIDERAPANT / SLIP RESISTANT / TRITTSICHER

EN 14411 ANEXO H Grupo B1b GL

M20x20cm M10x20cm M8"x 8"/ M4"x 8"	M15x15cm M6"x 6"	M10x10cm M4"x 4"
--	---------------------	---------------------

MODUL
(197x197x6 / 97x197x6 mm)¹

MODUL
(147x147x6 mm)¹

MODUL
(97x97x6 mm)¹



5502/2,5	5502/255	5502/5	5502/510	5502/520	5502/10		5602			
5504/2,5	5504/255	5504/5	5504/510	5504/520	5504/10		5604			
5540/2,5	5540/255	5540/5	5540/510	5540/520	5540/10		5640			
5586/2,5	5586/255	5586/5	5586/510	5586/520	5586/10					
5588/2,5	5588/255	5588/5	5588/510	5588/520	5588/10					
5598/2,5	5598/255	5598/5	5598/510	5598/520	5598/10		5632 5698			
5542/2,5	5542/255	5542/5	5542/510	5542/520	5542/10		5642			
5589/2,5	5589/255	5589/5	5589/510	5589/520	5589/10					
5572/2,5	5572/255	5572/5	5572/510	5572/520	5572/10					
5597/2,5	5597/255	5597/5	5597/510	5597/520	5597/10					
5510/2,5	5510/255	5510/5	5510/510	5510/520	5510/10		5610			
5518/2,5	5518/255	5518/5	5518/510	5518/520	5518/10		5615 5618			
5595/2,5	5595/255	5595/5	5595/510	5595/520	5595/10					
5583/2,5	5583/255	5583/5	5583/510	5583/520	5583/10		5683			
5523/2,5	5523/255	5523/5	5523/510	5523/520	5523/10					
5500/2,5	5500/255	5500/5	5500/510	5500/520	5500/10		5600			
5587/2,5	5587/255	5587/5	5587/510	5587/520	5587/10					
5599/2,5	5599/255	5599/5	5599/510	5599/520	5599/10					
5509/2,5	5509/255	5509/5	5509/510	5509/520	5509/10					

¹Para informações mais detalhadas, consultar página 16. / For more details see page 16.



CLASSIFICAÇÃO DE CORES COLOUR STANDARDS


ARQUITECTOS		RAL	NCS	ARQUITECTOS		RAL	NCS
2206	2306	-	1000	2227	2327	-	1005-R20R
2201	2301	7035	2000	2291	2391	-	2010-R10B
2202	2302	-	2500	2293	2393	-	3020-R10B
2203	2303	7004	3500	2294	2394	-	3030-R50B
2205	2305	-	5500	2208	2308	-	1005-R80R
2207	2307	7016	7502-B	2210	2310	-	1010-R90B
2217	2317	-	1005-G50Y	2212	2312	-	-
2240	2340	1013	2005-Y20R	2214	2314	5007	3030-R90B
2286	2386	-	1040-G90Y	2219	2319	5501	8020-R70B
2288	2388	-	1060-Y60R	2211	2311	-	0502-B
2220	2320	-	-	2280	2380	-	0010-B10G
2241	2341	-	2010-G90Y	2215	2315	-	1040-B
2232	2332	1001	3010-Y30R	2218	2318	-	5040-R90B
2298	2398	-	2040-Y30R	2213	2313	-	1005-G50Y
2270	2370	1007	2050-Y50R	2281	2381	-	2020-G50Y
2222	2322	1013	-	2221	2321	-	2040-G40Y
2224	2324	-	1005-Y20R	2295	2395	-	7030-B70G
2242	2342	1014	2020-Y10R	2216	2316	-	-
2243	2343	-	3040-Y20R	2283	2383	-	1010-G10Y
2237	2337	8004	5040-Y60R	2223	2323	-	4020-B90G
2238	2338	-	8020-Y80R	*	**	9003	0502-R
2226	2326	-	1005-Y80R	2287	2387	-	1070-Y
2289	2389	-	1010-Y70R	2259	2359	-	-
2272	2372	2012	2050-Y80R	2299	2399	-	6040-R70B
2297	2397	-	5040-R	2209	2309	9004	9500

Devido à variabilidade do processo de fabrico da cerâmica, pequenas variações de tonalidade poderão ocorrer em relação ao padrão de cor estabelecido. As equivalências entre as cores da CINCA e as cores dos sistemas RAL e NCS são apresentadas a título meramente indicativo.

Du fait de la variation dans le procédé de fabrication de la céramique, de légères altérations de tonalité pourront surgir comparé au témoin de couleur établi. Les équivalences entre les couleurs de CINCA et les couleurs des systèmes RAL et NCS sont présentées seulement à titre indicatif.

Due to the variants within the production process of ceramic tile, slight changes in colour or tone may occur in comparison to the original colour sample. The equivalents between CINCA colours, RAL and NCS systems are indicative only.

Aufgrund der Schwankungen innerhalb des Produktionsprozesses von keramischen Fliesen, kann es zu leichten Farbunterschieden im Vergleich zum Originalfarbmuster kommen. Die Gleichwertigkeit zwischen Cincafarbtönen, RAL - und NCS -Systemen ist nur als Indikation zu verstehen.




A dimensão da cor...

Um espectro colorido, contrastante e suave de 50 cores. Dois formatos modulares, M20x20cm e M15x15cm para uma aplicação fácil. Os dois acabamentos, mate e brilhante, estão disponíveis nos dois formatos, permitindo experiências infinitas na descoberta de efeitos de luz. A selecção de listéis de superfície brilhante e de igual dimensão modular, apresentados na página 14, podem ser usados com as cores Arquitectos para acentuar os jogos de cor.


A new dimension in colour...

A spectrum of 50 colours including contrasting and pastel colours, which are available in both matt and gloss, and in M20x20cm and M15x15cm formats. Use them to obtain limitless experiences with light effects. A selection of gloss listels with the same modular dimensions is presented in page 14. They too can be used to enhance your games with colour.







Cinza Nuvem 2206
Cloud Grey




Frésia 2217
Freesia



Creme 2220
Cream




Pérola 2222
Pearl




Rosa Baby 2226
Baby Pink




Rosa Pétaleta 2227
Petal Rose




Cinza Pérola 2201
Pearl Grey




Jasmim 2240
Jasmine




Areia 2241
Sand




Marfim 2224
Ivory




Rosa Champagne 2289
Champagne Rose



Rosa Aurora 2291
Aurora Rose



Cinza Prata 2202
Silver Grey



Amarelo Índio 2286
Indian Yellow



Bege Bahamas 2232
Bahama Beige




Bege Calahari 2242
Kalahari Beige



Salmão 2272
Salmon



Orquídea 2293
Orchid



Cinza Aço 2203
Steel Grey



Tangerina 2288
Tangerine




Âmbar 2298
Amber




Sândalo 2243
Sandal



Burgundy 2297
Burgundy



Púrpura 2294
Purple



Cinza Profundo 2205
Deep Grey




Camel 2270
Camel

















Conhaque 2237
Cognac




Cinza Antracite 2207
Anthracite Grey




Moca 2238
Mocha


Azur 2208
AzureAzul Horizonte 2211
Horizon BlueVerde Arcádia 2213
Arcadia GreenVerde Oceano 2216
Ocean GreenBranco M20x20 - 0350
White M15x15 - 0001/147Azul Gelo 2210
Ice BlueAzul Cristal 2280
Crystal BlueVerde Menta 2281
Mint GreenVerde Aqua 2283
Water GreenAmarelo 2287
YellowAzul Celeste 2212
Sky BlueAzul Caribe 2215
Caribbean BlueVerde Maio 2221
May GreenVerde Mar 2223
Sea GreenCoral 2259
CoralAzul Atlas 2214
Atlas BlueAzul Petróleo 2218
Petrol BlueVerde Vitoriano 2295
Victorian GreenCobalto 2299
CobaltAzul China 2219
China BluePreto 2209
Black




Cinza Nuvem 2306
Cloud Grey




Frésia 2317
Freesia



Creme 2320
Cream




Pérola 2322
Pearl




Rosa Baby 2326
Baby Pink




Rosa Pépala 2327
Petal Rose




Cinza Pérola 2301
Pearl Grey




Jasmim 2340
Jasmine




Areia 2341
Sand




Marfim 2324
Ivory



Rosa Champagne 2389
Champagne Rose



Rosa Aurora 2391
Aurora Rose



Cinza Prata 2302
Silver Grey




Amarelo Índio 2386
Indian Yellow




Bege Bahamas 2332
Bahama Beige




Bege Calahari 2342
Kalahari Beige



Salmão 2372
Salmon



Orquídea 2393
Orchid



Cinza Aço 2303
Steel Grey



Tangerina 2388
Tangerine




Âmbar 2398
Amber




Sândalo 2343
Sandal



Burgundy 2397
Burgundy




Púrpura 2394
Purple



Cinza Profundo 2305
Deep Grey




Camel 2370
Camel




Conhaque 2337
Cognac




Cinza Antracite 2307
Anthracite Grey




Moca 2338
Mocha




Azur Azure 2308





Azul Horizonte Horizon Blue 2311




Verde Arcádia Arcadia Green 2313




Verde Oceano Ocean Green 2316

Branco M20x20 - 0351
White M15x15 - 0151/147

Azul Gelo Ice Blue 2310




Azul Cristal Crystal Blue 2380




Verde Menta Mint Green 2381




Verde Aqua Water Green 2383



Amarelo Yellow 2387




Azul Celeste Sky Blue 2312



Azul Caribe Caribbean Blue 2315



Verde Maio May Green 2321




Verde Mar Sea Green 2323



Coral Coral 2359




Azul Atlas Atlas Blue 2314



Azul Petróleo Petrol Blue 2318



Verde Vitoriano Victorian Green 2395




Cobalto Cobalt 2399



Azul China China Blue 2319



Preto Black 2309



Experimente a cor...

Através dos listéis brilhantes Heli e Piano, podem ser concebidos interessantes desenhos no revestimento, usando para isso, apenas um tipo de listel ou alternando com vários de diferentes cores e dimensões. São úteis na demarcação de áreas com diferentes funções. Combinam com a série Brancos, nas diversas texturas e com série Arquitectos, com as suas cores vibrantes.

Experiment with colour...

The gloss Heli and Piano listels allow you to create personalised & interesting tile layouts on your walls. Use just one listel or a combination of several different ones. Extremely useful for compartmentalising large areas into smaller spaces – which can then be used for different functions. Why not try coordinating them with the diverse textures of the 'Brancos' range, or the vibrant colours of Arquitectos.

CLASSIFICAÇÃO DE CORES COLOUR STANDARDS

PIANO		RAL	NCS
0300/026	0200/026	-	2500
0300/027	0200/027	-	5500
0300/044	0200/044	7016	7502-B
0300/032	0200/032	-	1040-G90Y
0300/033	0200/033	-	1060-Y60R
0300/034	0200/034	1007	2050-Y50R
0300/035	0200/035	8004	5040-Y60R
0300/046	0200/046	-	8020-Y80R
0300/036	0200/036	-	5040-R
0300/037	0200/037	-	3030-R50B
0300/028	0200/028	5007	3030-R90B
0300/045	0200/045	5501	8020-R70B
0300/029	0200/029	-	5040-R90B
0300/031	0200/031	-	4020-B90G
0300/030	0200/030	-	7030-B70G
0300/038	0200/038	9003	0502-R
0300/039	0200/039	-	1070-Y
0300/040	0200/040	-	-
0300/041	0200/041	-	6040-R70B
0300/042	0200/042	9004	9500
0300/043	0200/043	3001	-

PIANO M3x20cm / M3x15cm [27x197x7,5mm / 27x147x5,8mm]

1"x8" / 1"x6"

			
Cinza Prata 3x20 0300/026 Silver Grey 3x15 0200/026	Camel 3x20 0300/034 Camel 3x15 0200/034	Azul Atlas 3x20 0300/028 Atlas Blue 3x15 0200/028	Branco 3x20 0300/038 White 3x15 0200/038
			
Cinza Profundo 3x20 0300/027 Deep Grey 3x15 0200/027	Conhaque 3x20 0300/035 Cognac 3x15 0200/035	Azul China 3x20 0300/045 China Blue 3x15 0200/045	Amarelo 3x20 0300/039 Yellow 3x15 0200/039
			
Cinza Antracite 3x20 0300/044 Anthracite Grey 3x15 0200/044	Moca 3x20 0300/046 Mocha 3x15 0200/046	Azul Petróleo 3x20 0300/029 Petrol Blue 3x15 0200/029	Coral 3x20 0300/040 Coral 3x15 0200/040
			
Amarelo Índio 3x20 0300/032 Indian Yellow 3x15 0200/032	Burgundy 3x20 0300/036 Burgundy 3x15 0200/036	Verde Mar 3x20 0300/031 Sea Green 3x15 0200/031	Cobalto 3x20 0300/041 Cobalt 3x15 0200/041
			
Tangerina 3x20 0300/033 Tangerine 3x15 0200/033	Púrpura 3x20 0300/037 Purple 3x15 0200/037	Verde Vitoriano 3x20 0300/030 Victorian Green 3x15 0200/030	Preto 3x20 0300/042 Black 3x15 0200/042
<p>Espeçura / Thickness </p>			
			Vermelho 3x20 0300/043 Red 3x15 0200/043

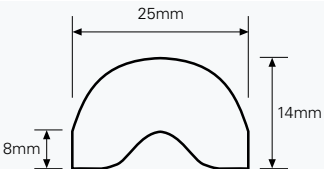
HELI 3x25cm [30x247x8mm]

1"x10"

**CLASSIFICAÇÃO DE CORES
COLOUR STANDARDS**

HELI	RAL	NCS
0450/657	9005	9502-R
0450/658	-	-
0450/659	-	-
0450/660	1012	1080-Y
0450/661	-	5040-G10Y

	
Amarelo 0450/660 Yellow	Azul 0450/659 Blue
	
Granada 0450/658 Grenat	Verde 0450/661 Green
	
Preto 0450/657 Black	



Espeçura / Thickness



Formatos modulares

São considerados formatos modulares aqueles cuja dimensão nominal (de designação) é múltipla ou submúltipla do módulo M (M =100mm segundo a ISO 1006) e cuja superfície é igual ou superior a 9000mm². Estes formatos são identificados por uma letra M antes da sua designação nominal (p.e.: M20x20cm).

Segundo o prescrito nas normas aplicáveis, nos formatos modulares do Grupo Bl a dimensão nominal compreende uma largura de junta compreendida entre 2 e 5mm. A dimensão de fabrico do produto situa-se entre 2 a 5mm abaixo da dimensão nominal do formato (p.e. M20x20cm/197x197mm). Dada a grande retracção (7 a 8%) que sofre o material durante o processo de cozedura, a dimensão de fabrico (também designada por calibre) é determinada durante a fase de escolha, e impressa na embalagem (p.e: o M20x20cm pode ter calibres 195, 196, 197 ou 198mm). Na produção da CINCA, o calibre mais frequente é o calibre 7 (p.e.: M30x30cm/297mm; M20x20cm/197mm, etc).

Modular formats

Formats considered modular are those whose nominal dimensions are multiples or submultiples of M (according to the ISO 1006 standard M=100mm) and with a surface equal or superior to 9000mm² (e.g. M 20x20cm).

According to the applicable standards, the nominal dimensions of the modular formats in Group Bl, include a joint that varies from 2 to 5mm. The production size is therefore 2 to 5mm smaller than the nominal dimension of the format (e.g. M20x20cm/197x197mm). Due to high contraction (7 to 8%) of the material during the firing process, the production size (also designated as calibre) is determined when the final choice is made. The size (calibre) is printed onto each box (e.g. M20x20cm may have calibres of 195, 196, 197 or 198mm).

At CINCA the most frequent calibre is 7 (ex. M30x30cm/297mm; M20x20cm/197mm, etc).

Devido à variabilidade do processo de fabrico da cerâmica, pequenas variações de tonalidade poderão ocorrer em relação ao padrão de cor estabelecido. As equivalências entre as cores da CINCA e as cores dos sistemas RAL e NCS são apresentadas a título meramente indicativo.


Du fait de la variation dans le procédé de fabrication de la céramique, de légères altérations de tonalité pourront surgir comparé au témoin de couleur établi. Les équivalences entre les couleurs de CINCA et les couleurs des systèmes RAL et NCS sont présentées seulement à titre indicatif.

Due to the variants within the production process of ceramic tile, slight changes in colour or tone may occur in comparison to the original colour sample. The equivalents between CINCA colours, RAL and NCS systems are indicative only.

Aufgrund der Schwankungen innerhalb des Produktionsprozesses von keramischen Fliesen, kann es zu leichten Farbunterschieden im Vergleich zum Originalfarbmuster kommen. Die Gleichwertigkeit zwischen Cincafarbtönen, RAL und NCS-Systemen ist nur als Indikation zu verstehen.


CLASSIFICAÇÃO DE CORES COLOUR STANDARDS

NOVA ARQUITECTURA	RAL	NCS	NOVA ARQUITECTURA	RAL	NCS
5501	7035	2000	5597	-	5040-R
5502	-	2500	5591	-	2010-R10B
5503	7004	3500	5593	-	3020-R10B
5504	7037	4500	5594	-	3030-R50B
5505	-	5500	5510	-	1010-R90B
5007	7016	7502-Y	5512	-	-
5540	1013	2005-Y20R	5514	5007	3030-R90B
5585	-	1020-G90Y	5519	5501	8020-R70B
5586	-	1040-G90Y	5580	-	0010-B10G
5588	-	1060-Y60R	5515	-	1040-B
5541	-	2010-G90Y	5517	-	3040-B10G
5530	1019	3010-Y30R	5518	-	5040-R90B
5532	1001	3010-Y30R	5581	-	2020-G50Y
5598	-	2040-Y30R	5521	-	2040-G40Y
5570	1007	2050-Y50R	5582	-	2040-G30Y
5542	1014	2020-Y10R	5595	-	7030-B70G
5544	-	2040-Y	5583	-	1010-G10Y
5545	1002	3040-Y10R	5584	-	2020-G10Y
5543	-	3040-Y20R	5523	-	4020-B90G
5537	8004	5040-Y60R	5500	9003	0502-R
5538	-	8020-Y80R	5587	-	1070-Y
5589	-	1010-Y70R	5596	3020	1090-Y90R
5590	-	1020-Y70R	5599	-	6040-R70B
5572	2012	2050-Y80R	5509	9004	9500



Cinza Prata
Silver Grey

5502
4



Jasmim
Jasmine

5540
4



Cinza Chumbo
Lead Grey

5504
3



Bege Bahamas
Bahama Beige


5532
4



Âmbar
Amber


5598
4






Bege Calahari
Kalahari Beige

5542
[4]




Azul Gelo
Ice Blue

5510
[4]




Branco
White

5500
[5]




Verde Aqua
Water Green

5583
[4]



Cobalto
Cobalt

5599
[2]













Preto
Black

5509
[2]




					
Cinza Pérola Pearl Grey	Jasmim Jasmine	Areia Sand	Bege Calahari Kalahari Beige	Rosa Champagne Champagne Rose	Rosa Aurora Aurora Rose
5501	5540	5541	5542	5589	5591
[4]	[4]	[4]	[4]	[4]	[4]
					
Cinza Prata Silver Grey	Amarelo Palha Straw Yellow	Bege Beige	Mostarda Mustard	Rosa Coralino Coral Pink	Orquídea Orchid
5502	5585	5530	5544	5590	5593
[4]	[4]	[4]	[4]	[4]	[3]
					
Cinza Aço Steel Grey	Amarelo Índio Indian Yellow	Bege Bahamas Bahama Beige	Curry Curry	Salmão Salmon	Púrpura Purple
5503	5586	5532	5545	5572	5594
[4]	[4]	[4]	[3]	[3]	[3]
					
Cinza Chumbo Lead Grey	Tangerina Tangerine	Âmbar Amber	Sândalo Sandal	Burgundy Burgundy	
5504	5588	5598	5543	5597	
[3]	[4]	[4]	[3]	[2]	
					
Cinza Profundo Deep Grey		Camel Camel	Conhaque Cognac		
5505		5570	5537		
[3]		[3]	[3]		
					
Cinza Antracite Anthracite Grey			Mocha Mocha		
5507			5538		
[3]			[3]		

Azul Gelo
Ice Blue 5510
[4]Azul Cristal
Crystal Blue 5580
[4]Verde Menta
Mint Green 5581
[4]Verde Aqua
Water Green 5583
[4]Branco
White 5500
[5]Azul Celeste
Sky Blue 5512
[4]Azul Caribe
Caribbean Blue 5515
[4]Verde Maio
May Green 5521
[3]Jade
Jade 5584
[4]Amarelo
Yellow 5587
[4]Azul Atlas
Atlas Blue 5514
[3]Azul Laguna
Lagoon Blue 5517
[2]Verde Prado
Field Green 5582
[3]Verde Mar
Sea Green 5523
[3]Carmim
Carmine 5596
[2]Azul China
China Blue 5519
[2]Azul Petróleo
Petrol Blue 5518
[3]Verde Vitoriano
Victorian Green 5595
[2]Cobalto
Cobalt 5599
[2]Preto
Black 5509
[2]




MATE / LES MATS / MATT / MATT


EN 14411 ANEXO H Grupo B1b GL




Cinza Prata
Silver Grey 5502
[4]




Jasmim
Jasmine 5540
[4]



Bege Bahamas
Bahama Beige 5532
[4]



Bege Calahari
Kalahari Beige 5542
[4]




Rosa Champagne
Champagne Rose 5589
[4]



Rosa Aurora
Aurora Rose 5591
[4]



Cinza Chumbo
Lead Grey 5504
[3]




Amarelo Índio
Indian Yellow 5586
[4]



Âmbar
Amber 5598
[4]



Salmão
Salmon 5572
[3]




Púrpura
Purple 5594
[3]




Tangerina
Tangerine 5588
[4]




Burgundy
Burgundy 5597
[2]






Azul Gelo 5510
Ice Blue 4




Azul Caribe 5515
Caribbean Blue 4



Verde Vitoriano 5595
Victorian Green 2



Verde Aqua 5583
Water Green 4



Branco 5500
White 5



Azul Petróleo 5518
Petrol Blue 3



Verde Mar 5523
Sea Green 3




Amarelo 5587
Yellow 4



Carmim 5596
Carmine 2



Cobalto 5599
Cobalt 2



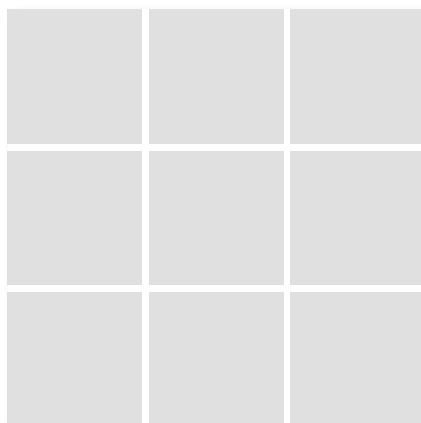
Preto 5509
Black 2

Do papel para a realidade...

A mistura das cores e formatos modulares disponíveis em pavimento e revestimento, permitem múltiplas soluções, o que torna possível a concretização de qualquer ideia.

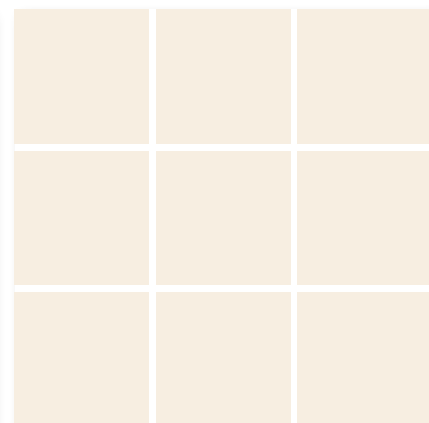
Making theory into practice...

Our wall and floor tiles have a range of colours & modular formats that allow many permutations, permitting the realisation of ideas which before could only be dreams.

Cinza Prata
Silver Grey


5502

[4]

Jasmim
Jasmine


5540

[4]

Cinza Aço
Steel Grey

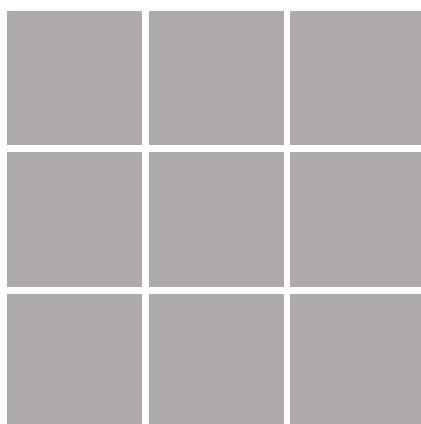
5503

[4]

Bege Calahari
Kalahari Beige


5542

[4]

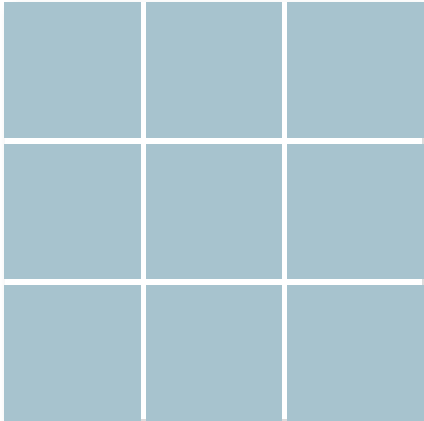
Cinza Chumbo
Lead Grey

5504

[3]

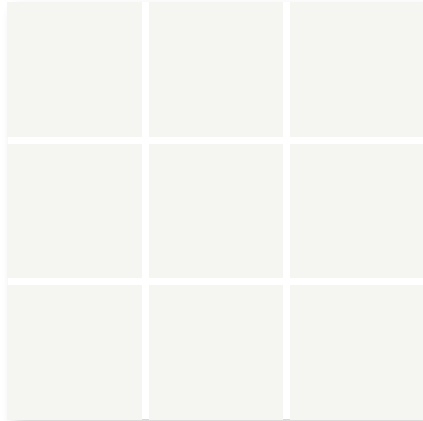


Produto fornecido colado em papel perfurado.
Placas de .30x30cm, 3x3 peças. / Collé sur papier
perforé. Plaques de .30x30cm, 3x3 pièces. /
Supplied glued to perforated paper. Sheets of
.30x30cm, 3x3 pieces. / Auf Netzpapier geklebt.
1 Blatt .30x30cm, 3x3 Stk.




Azul Celeste
Sky Blue

5512
[4]



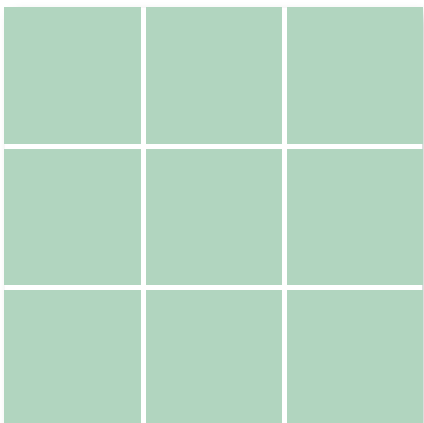
Branco
White

5500
[5]




Amarelo
Yellow

5587
[4]




Jade
Jade

5584
[4]



Carmim
Carmine

5596
[2]



Preto
Black

5509
[2]



26

A identidade dos espaços.

Para romper com a concepção tradicional das diferentes áreas, jogue com diferentes formatos para quebrar ou acentuar a função de cada espaço.

Soluções para as diversas necessidades e formas de vida.


Give different spaces their own identity.

Make a break with the traditional concept of area layout. Try sectioning your walls with different textures, formats and colours – identify specific areas of usage with their own colours or patterns.


Solutions for diverse ways of life!




PRÉ-CORTADO
PRE FORMED
2,5x2,5cm




Branco White 5500/2,5
[5]



Cinza Prata Silver Grey 5502/2,5
[4]




Cinza Chumbo Lead Grey 5504/2,5
[3]

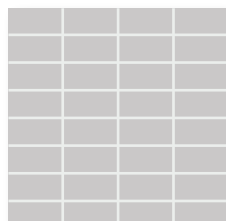


Preto Black 5509/2,5
[2]

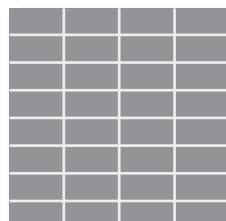
PRÉ-CORTADO
PRE FORMED
2,5x5cm




Branco White 5500/255
[5]



Cinza Prata Silver Grey 5502/255
[4]




Cinza Chumbo Lead Grey 5504/255
[3]




Preto Black 5509/255
[2]


PRÉ-CORTADO
PRE FORMED
5x5cm




Branco White 5500/5
[5]



Cinza Prata Silver Grey 5502/5
[4]

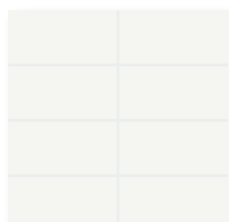


Cinza Chumbo Lead Grey 5504/5
[3]

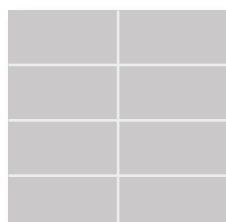


Preto Black 5509/5
[2]


PRÉ-CORTADO
PRE FORMED
5x10cm




Branco White 5500/510
[5]



Cinza Prata Silver Grey 5502/510
[4]




Cinza Chumbo Lead Grey 5504/510
[3]




Preto Black 5509/510
[2]

PRÉ-CORTADO
PRE FORMED
5x20cm



Branco White 5500/520
[5]



Cinza Prata Silver Grey 5502/520
[4]




Cinza Chumbo Lead Grey 5504/520
[3]




Preto Black 5509/520
[2]


PRÉ-CORTADO
PRE FORMED
10x10cm




Branco White 5500/10
[5]




Cinza Prata Silver Grey 5502/10
[4]




Cinza Chumbo Lead Grey 5504/10
[3]




Preto Black 5509/10
[2]




Jasmim 5540/2,5
Jasmine 4




Amarelo Índio 5586/2,5
Indian Yellow 4



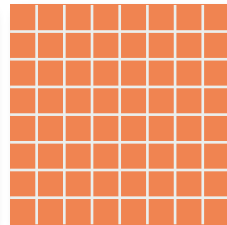
Amarelo 5587/2,5
Yellow 4




Bege Calahari 5542/2,5
Kalahari Beige 4




Âmbar 5598/2,5
Amber 4



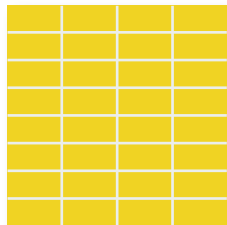
Tangerina 5588/2,5
Tangerine 4




Jasmim 5540/255
Jasmine 4




Amarelo Índio 5586/255
Indian Yellow 4




Amarelo 5587/255
Yellow 4




Bege Calahari 5542/255
Kalahari Beige 4




Âmbar 5598/255
Amber 4




Tangerina 5588/255
Tangerine 4




Jasmim 5540/5
Jasmine 4




Amarelo Índio 5586/5
Indian Yellow 4




Amarelo 5587/5
Yellow 4



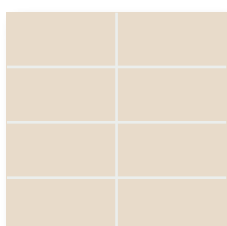
Bege Calahari 5542/5
Kalahari Beige 4




Âmbar 5598/5
Amber 4



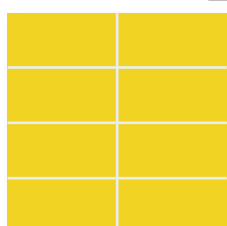
Tangerina 5588/5
Tangerine 4




Jasmim 5540/510
Jasmine 4




Amarelo Índio 5586/510
Indian Yellow 4




Amarelo 5587/510
Yellow 4




Bege Calahari 5542/510
Kalahari Beige 4




Âmbar 5598/510
Amber 4




Tangerina 5588/510
Tangerine 4




Jasmim 5540/520
Jasmine 4




Amarelo Índio 5586/520
Indian Yellow 4




Amarelo 5587/520
Yellow 4




Bege Calahari 5542/520
Kalahari Beige 4




Âmbar 5598/520
Amber 4




Tangerina 5588/520
Tangerine 4




Jasmim 5540/10
Jasmine 4




Amarelo Índio 5586/10
Indian Yellow 4



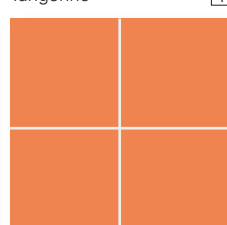
Amarelo 5587/10
Yellow 4





Bege Calahari 5542/10
Kalahari Beige 4




Âmbar 5598/10
Amber 4




Tangerina 5588/10
Tangerine 4




Rosa Champagne 5589/2,5
Champagne Rose [4]




Salmão 5572/2,5
Salmon [3]




Burgundy 5597/2,5
Burgundy [2]




Rosa Champagne 5589/255
Champagne Rose [4]




Salmão 5572/255
Salmon [3]




Burgundy 5597/255
Burgundy [2]




Rosa Champagne 5589/5
Champagne Rose [4]




Salmão 5572/5
Salmon [3]




Burgundy 5597/5
Burgundy [2]




Rosa Champagne 5589/510
Champagne Rose [4]




Salmão 5572/510
Salmon [3]



Burgundy 5597/510
Burgundy [2]




Rosa Champagne 5589/520
Champagne Rose [4]




Salmão 5572/520
Salmon [3]




Burgundy 5597/520
Burgundy [2]



Rosa Champagne 5589/10
Champagne Rose [4]



Salmão 5572/10
Salmon [3]




Burgundy 5597/10
Burgundy [2]




MATE / LES MATS / MATT / MATT


EN 14411 ANEXO H Grupo Blb GL




Verde Aqua 5583/2,5
Water Green [4]



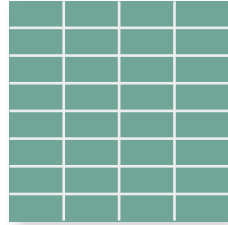
Verde Mar 5523/2,5
Sea Green [3]




Verde Vitoriano 5595/2,5
Victorian Green [2]




Verde Aqua 5583/255
Water Green [4]



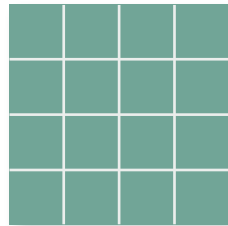
Verde Mar 5523/255
Sea Green [3]




Verde Vitoriano 5595/255
Victorian Green [2]




Verde Aqua 5583/5
Water Green [4]



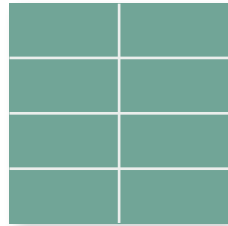
Verde Mar 5523/5
Sea Green [3]




Verde Vitoriano 5595/5
Victorian Green [2]




Verde Aqua 5583/510
Water Green [4]



Verde Mar 5523/510
Sea Green [3]



Verde Vitoriano 5595/510
Victorian Green [2]



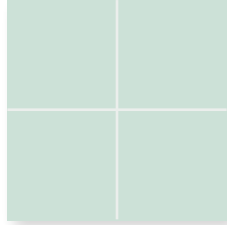
Verde Aqua 5583/520
Water Green [4]



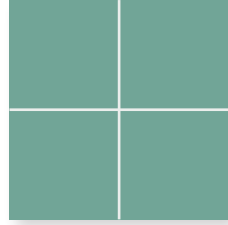
Verde Mar 5523/520
Sea Green [3]




Verde Vitoriano 5595/520
Victorian Green [2]




Verde Aqua 5583/10
Water Green [4]




Verde Mar 5523/10
Sea Green [3]




Verde Vitoriano 5595/10
Victorian Green [2]




Azul Gelo Ice Blue 5510/2,5 [4]




Azul Petróleo Petrol Blue 5518/2,5 [3]




Cobalto Cobalt 5599/2,5 [2]




Azul Gelo Ice Blue 5510/255 [4]




Azul Petróleo Petrol Blue 5518/255 [3]




Cobalto Cobalt 5599/255 [2]



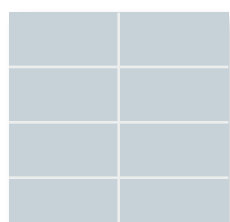
Azul Gelo Ice Blue 5510/5 [4]



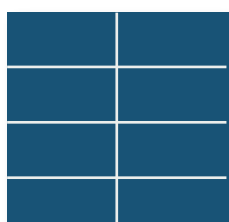
Azul Petróleo Petrol Blue 5518/5 [3]




Cobalto Cobalt 5599/5 [2]




Azul Gelo Ice Blue 5510/510 [4]




Azul Petróleo Petrol Blue 5518/510 [3]




Cobalto Cobalt 5599/510 [2]




Azul Gelo Ice Blue 5510/520 [4]




Azul Petróleo Petrol Blue 5518/520 [3]




Cobalto Cobalt 5599/520 [2]



Azul Gelo Ice Blue 5510/10 [4]



Azul Petróleo Petrol Blue 5518/10 [3]




Cobalto Cobalt 5599/10 [2]






M20x20cm / M10x20cm [197x197x6mm / 97x197x6mm]¹

8"x8" / 4"x8"



Cinza Prata
Silver Grey

5602
[4]




Jasmim
Jasmine

5640
[4]



Bege Bahamas
Bahama Beige

5632
[4]




Branco
White

5600
[4]




M15x15cm [147x147x6mm]¹

6"x6"



Cinza Prata
Silver Grey

5602
[4]



Jasmim
Jasmine

5640
[4]



Bege Calahari
Kalahari Beige

5642
[4]




Azul Gelo
Ice Blue

5610
[4]



Verde Aqua
Water Green

5683
[4]



Branco
White

5600
[4]



Cinza Chumbo
Lead Grey

5604
[3]



Âmbar
Amber

5698
[4]



Azul Caribe
Caribbean Blue

5615
[4]



Azul Petróleo
Petrol Blue

5618
[3]





Este tipo de produto é requerido por razões de segurança e prevenção de acidente especialmente em áreas cuja função exija uma superfície resistente à derrapância. É indicado para condições húmidas e molhadas, em espaços públicos ou habitacionais. Recomendado para áreas de chuveiros e balneários.

This product type is a requirement for areas where safety is of major importance. It provides an anti-slip surface which helps to prevent accidents. Recommended for humid or wet areas in public or residential areas: for example shower areas and dressing rooms.

M10x10cm [97x97x6mm]¹


4"x4"



Cinza Prata 5602
Silver Grey [4]



Jasmim 5640
Jasmine [4]




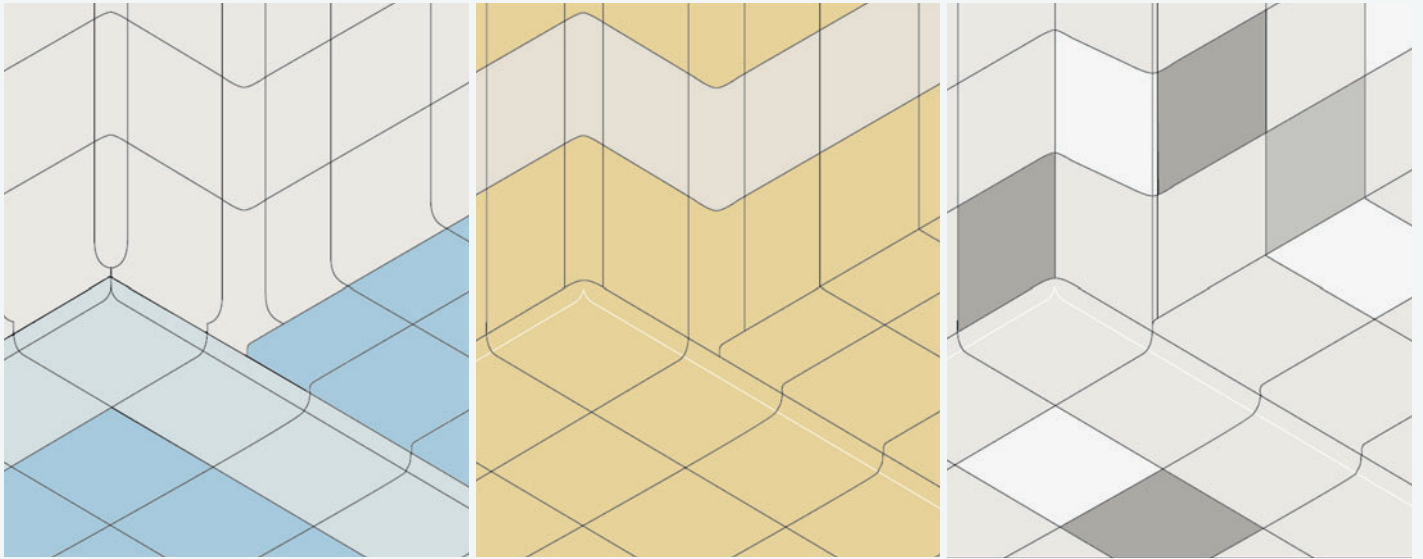
Branco 5600
White [4]





M20x20cm / M10x20cm [197x197x6mm / 97x197x6mm]¹

8"x8" / 4"x8"



10x20RC

10x3AE

10x3AI

20x3CX


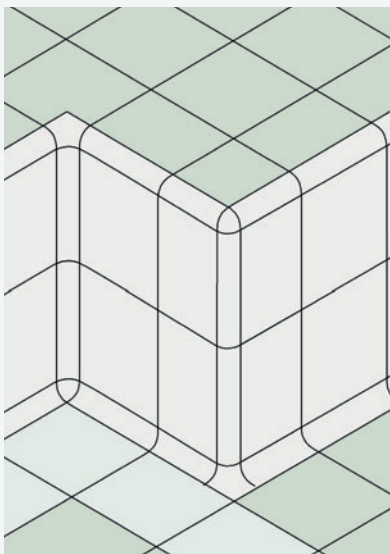
3x3AECX

3x3AE


20x3CV

3x3AICX


3x3AICV




20x20B1L




10x20B1G




10x20B1P



20x20B2L



10x20B2D




10x20B2E

Disponível em Branco 5500.* / Available in White 5500.*

*Para encomenda de outras cores por favor consultar o fabricante. Devido aos diferentes métodos de produção usados nas peças especiais existe a possibilidade de ocorrer ligeiras variações de cor. / For more information on other colours please call us. Due to the methods used in the production of tiles and moldings, slight variations in colour may occur.

M15x15cm [147x147x6mm]¹

6"x6"



15x15RC

15x3AE

15x3AI

15x3CX


3x3AECX

3x3AE

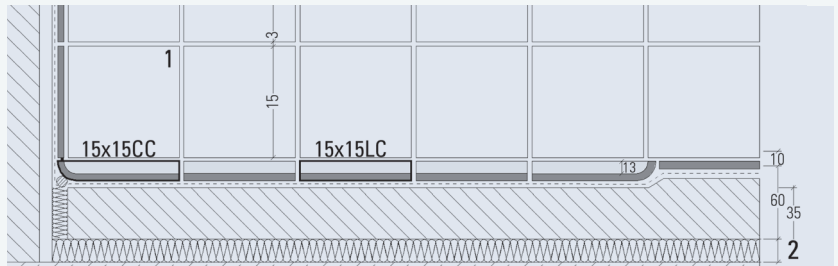
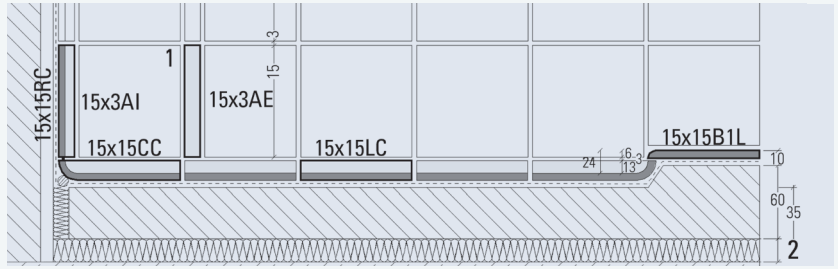
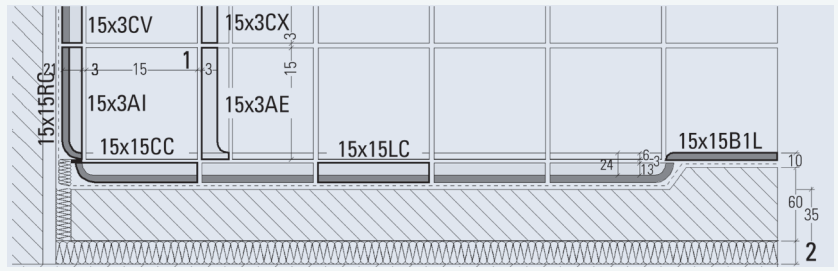
15x3CV

3x3AICX

3x3AICV




15x15B1L




Disponível em Branco 5500.* / Available in White 5500.*


Antiderrapante / Antidérapant / Slip-Resistant / Trittsicher



15x15B1L



15x15LC



15x15CC

Disponível em Branco 5600.* / Available in White 5600.*



A identidade dos espaços.

Seis cores extraordinárias com um realce de luz único, agradáveis ao olhar e ao tacto. Áreas cheias de luz, transmitindo um aspecto contemporâneo e sofisticado. Color Line: a união da forma e da cor.

L'identité des espaces.

6 magnifiques couleurs avec un effet de lumière unique, agréables aux yeux et au toucher. Espaces remplis de lumière, transmettant un ton contemporain et sophistiqué. Color Line: l'union de formes et de couleurs.

Give different spaces their own identity.

Six extraordinary colours with singular light enhancing effects, pleasing to the eye and the touch. Color Line creates light filled areas with a contemporary, sophisticated air. Color Line: combining form and light.

Die Identität der Räume.

Sechs aussergewöhnliche Farben mit einer einzigartigen Hervorhebung des Lichts, angenehm zu betrachten und zu fühlen. Bereiche voller Licht, die einen zeitgemässen und eleganten Eindruck vermitteln. Color Line: Die Vereinigung von Form und Farbe.



COLOR LINE

Revestimento e Pavimento

Mur et Sol

Wall Tiles & Floor Tiles

Wandfliesen & Bodenfliesen





A identidade dos espaços.

Com uma superfície brilhante e profunda, semelhante a um espelho e belos reflexos de luz, esta série transmite o fascínio e a sedução em qualquer espaço moderno. O formato 32x55cm aplicado sozinho abre os espaços, mas se articulado com o formato 16x55cm transmite uma personalidade distinta aos ambientes.

Acrescente a dimensão linear com as peças às riscas e dê um toque sutil e inesperado às superfícies. Com os decorados minimalistas realce certas áreas numa atmosfera envolvente.

Color Line: a união da forma e da cor.

Give different spaces their own identity.


With a deep, mirror-like, glossy surface that echoes the light, this range will add enjoyment and allure to any modern area. Used alone, the 32x55cm format conveys a suggestion of spaciousness, but combined with the 16x55cm format one immediately imparts a distinctive personality to a space.

Add a further linear dimension with the striped field tile, transmitting a subtle and inspired surface effect. Augment this with the minimalist decorative pieces, further enhancing a warm atmosphere.


Color Line: combining form and light.









Pérola 32x55 0471
Pearl




Pérola 16x55 0471
Pearl




Baunilha 32x55 0447
Vanilla



Baunilha 16x55 0447
Vanilla




Pérola Riscado 32x55 0449
Pearl Striped




Pérola Riscado 16x55 0449
Pearl Striped




Baunilha Riscado 32x55 0448
Vanilla Striped




Baunilha Riscado 16x55 0448
Vanilla Striped




Amarelo 32x55 0445
Yellow




Amarelo 16x55 0445
Yellow



Amarelo Riscado 32x55 0446
Yellow Striped



Amarelo Riscado 16x55 0446
Yellow Striped




Pérola 32x32 8025
Pearl




Baunilha 32x32 8312
Vanilla



Amarelo 32x32 8313
Yellow




Verde Água 32x55 0460
Water Green




Verde Água 16x55 0460
Water Green




Verde Mar 32x55 0441
Sea Green




Verde Mar 16x55 0441
Sea Green




Verde Água Riscado 32x55 0440
Water Green Striped



Verde Água Riscado 16x55 0440
Water Green Striped



Verde Mar Riscado 32x55 0442
Sea Green Striped



Verde Mar Riscado 16x55 0442
Sea Green Striped



Azul Oceano 32x55
Ocean Blue

0443




Azul Oceano 16x55 0443
Ocean Blue



Verde Água 32x32
Water Green


8311

5



Azul Oceano Riscado 32x55
Ocean Blue Striped

0444



Azul Oceano Riscado 0444
Ocean Blue Striped 16x55



Verde Mar 32x32
Sea Green

8314

3



Azul Oceano 32x32
Ocean Blue

8315

3



Revestimento e Pavimento

Apresentamos uma vasta série Brancos em pavimento e revestimento, para uma aplicação infinita desde o grande projecto à pequena residência.

Deixe-se envolver pelo poder do Branco.

Mur et Sol

Nous présentons la série Brancos. Un vaste ensemble de sols et revêtements pour une application multiple, du grand projet à la maison individuelle.

Laissez-vous tenter par le pouvoir du Blanc.

Wall Tiles & Floor Tiles

We present a wide selection of White wall & floor tiles which grant infinite possibilities and combinations for vast projects or for small residential homes.

Capture the powerful potential of White.

Wandfliesen & Bodenfliesen

Wir präsentieren eine umfangreiche Serie von Weissartikeln für unendliche Anwendungen, vom grossen Projekt bis zur kleinen Wohnung.

Lassen Sie sich von der Macht der Weissartikel betören.


BRANCOS

Revestimento e Pavimento

Mur et Sol

Wall Tiles & Floor Tiles

Wandfliesen & Bodenfliesen



46

BRILHANTE / GLOSS

MATE / MATT

ESTRUTURADO BRILHANTE / STRUCTURED GLOSS

ESTRUTURADO MATE / STRUCTURED MATT

BIZELADO BRILHANTE / BEVELLED GLOSS

BIZELADO MATE / BEVELLED MATT

O poder e a pureza dos Brancos...

Uma extensa série de azulejos cerâmicos vidrados, em diversos formatos, com acabamento mate ou brilhante, diversas texturas e adaptados a espaços com diferentes funcionalidades. Como complemento disponibilizamos a gama dos Brancos pavimento e peças especiais (ver pág. 52-55) e uma selecção de listéis coloridos com acabamento brilhante (ver pág. 14-15). Explore os limites do Branco.


The strength & purity of White...

A 'must' for all kinds of spaces, we have an extensive range of white wall tiles in a variety of formats, gloss or matt surfaces and various textures. Complementary to this range, we present floor tiles and special pieces (see page 52-55) and a fun collection of decorative gloss listels (see page 14-15). Exceed the boundaries with White.


BRANCOS DISPONÍVEIS / AVAILABLE WHITES

COR COLOUR	FORMATO FORMAT	BRILHANTE / GLOSS			MATE / MATT		
		liso plain	bizelado bevelled	estruturado structured	liso plain	bizelado bevelled	estruturado structured
Branco White	33x56cm	•			•		
	32x55cm*	•			•		
	33x45cm	•			•		
	M25x45cm	•		•	•		
	25x33cm	•	•	•	•	•	•
	20x33cm	•		•	•		
	M20x20cm	•		•	•		
	M15x15cm	•		•	•		
Pérola Pearl	33x56cm	•			•		
	32x55cm*	•			•		
	33x45cm	•			•		
	M25x45cm	•		•	•		
	25x33cm	•	•	•	•		


*rectificado / rectified




Branco/White 0466
33x56 (330x560x10,5) 13"x22"




Pérola/Pearl 0471
33x56 (330x560x10,5) 13"x22"




Branco/White (Rectificado/Rectified) 0466
32x55 (320x550x10,5) 13"x22"



Pérola/Pearl (Rectificado/Rectified) 0471
32x55 (320x550x10,5) 13"x22"



Branco/White 0550
33x45 (330x448x9) 13"x18"



Pérola/Pearl 0576
33x45 (330x448x9) 13"x18"



Branco/White 3001
M25x45 (247x447x8)
10"x18"

Estruturado / Structuré / Structured
Strukturiert


Branco/White Dune 3003
M25x45 (247x447x8) 10"x18"



Pérola/Pearl 3002
M25x45 (247x447x8)
10"x18"


Estruturado / Structuré / Structured
Strukturiert

Pérola/Pearl Dune 3004
M25x45 (247x447x8) 10"x18"



Branco/White
25x33 (248x330x8)

0700
10"x13"



Pérola/Pearl
25x33 (248x330x8)


0890
10"x13"



Estruturado / Structuré / Structured
Strukturisiert

Branco/White Dune
25x33 (248x330x8)


0810
10"x13"



Estruturado / Structuré / Structured
Strukturisiert

Pérola/Pearl Dune
25x33 (248x330x8)


0812
10"x13"



Biselado / Biseauté / Bevelled
Facette

Branco/White
25x33 (248x330x8)

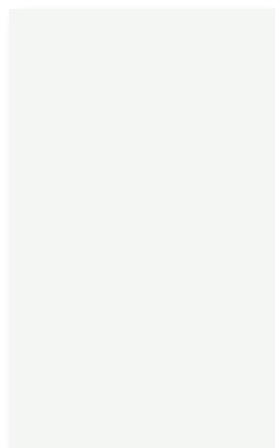
0790
10"x13"



Biselado / Biseauté / Bevelled
Facette


Pérola/Pearl
25x33 (248x330x8)

0795
10"x13"



Branco/White
20x33 (198x330x8)


0041
8"x13"



Estruturado / Structuré
Structured / Strukturisiert

Branco/White Dune
20x33 (198x330x8)

0093
8"x13"



Branco/White
M20x20 (197x197x7,5)

0350
8"x8"



Estruturado / Structuré
Structured / Strukturisiert

Branco/White
M20x20 (197x197x7,5)


0353
8"x8"



Estruturado / Structuré
Structured / Strukturisiert

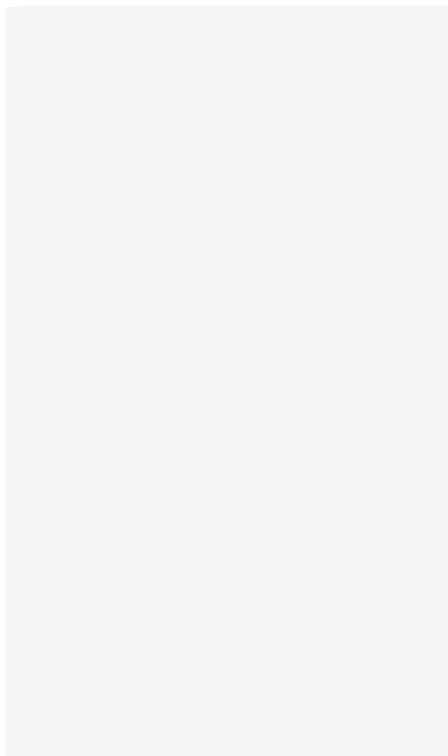
Branco Dune
White Dune
M15x15
(147x147x5,8)

0006/148
M15x15
6"x6"




Branco
White
M15x15
(147x147x5,8)


0001/147
M15x15
6"x6"




Branco/White 0489
33x56 (330x560x10,5) 13"x22"



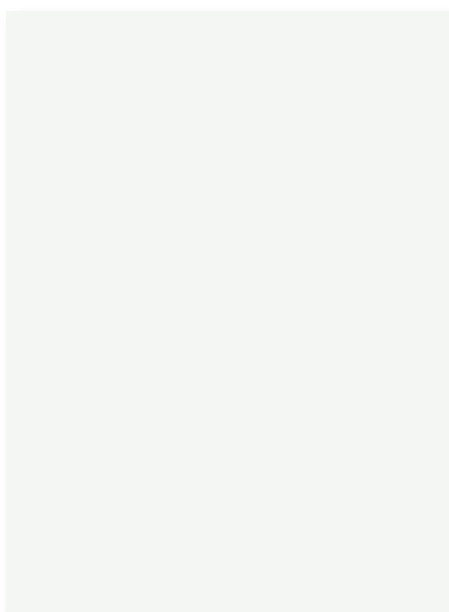
Branco/White (Rectificado/Rectified) 0489
32x55 (320x550x10,5) 13"x22"




Pérola/Pearl (Rectificado/Rectified) 0490
32x55 (320x550x10,5) 13"x22"




Pérola/Pearl 0490
33x56 (330x560x10,5) 13"x22"



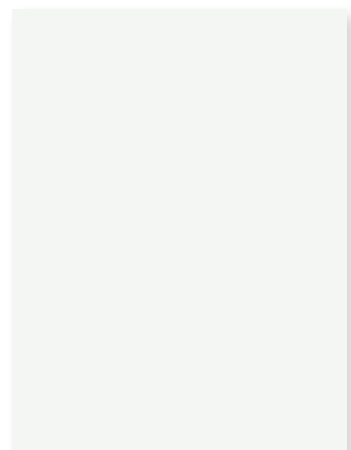
Branco/White 0574
33x45 (330x448x9) 13"x18"




Pérola/Pearl 0575
33x45 (330x448x9) 13"x18"



Branco/White 3000
M25x45 (247x447x8) 10"x18"



Branco/White 0750
25x33 (248x330x8) 10"x13"




Pérola/Pearl 0889
25x33 (248x330x8) 10"x13"



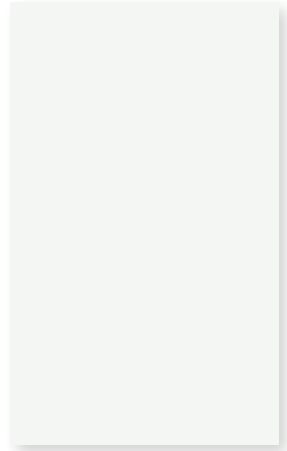
**Estruturado / Structuré / Structured
Strukturiert**

Branco/White Dune 0811
25x33 (248x330x8) 10"x13"




**Bizelado / Biseauté / Bevelled
Facette**


Branco/White 0791
25x33 (248x330x8) 10"x13"



Branco/White 0051
20x33 (198x330x8) 8"x13"



Branco/White 0351
M20x20 (197x197x7,5) 8"x8"




Branco 0151/147
White M15x15
(147x147x5,8) 6"x6"

**Magníficos, minimalistas, contemporâneos...**

Diversos formatos com a possibilidade de serem coordenados com os Brancos revestimento. Rectificados ou normais, de elevada resistência à abrasão. A escolha para projectos arquitectónicos.

Magnificent, minimalist, contemporary...


Rectified or non-rectified floor tile with high abrasion resistance. The different formats can be coordinated with the 'Brancos' wall tile range, making this the first choice for architectural projects.



Branco/White (Rectificado/Rectified) 8020
32x32 (320x320x8) 13"x13"


classe
class
5

rectificado
rectified




Pérola/Pearl (Rectificado/Rectified) 8025
32x32 (320x320x8) 13"x13"


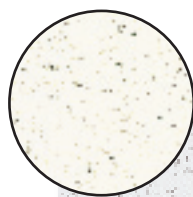
classe
class
5



Branco/White 8020
33x33 (330x330x8) 13"x13"




Pérola/Pearl 8025
33x33 (330x330x8) 13"x13"



Branco 33x33 (330x330x8) 7901
White 13"x13"


classe
class
5




**classe
class**
5




Branco/White 5500
33x33 (330x330x8) 13"x13"




Branco/White 5500
M30x30 (297x297x7)* 12"x12"




Branco/White 5500
M20x20 (197x197x6)* 8"x8"



Branco 5500
White M10x20
(97x197x6)*
4"x8"



Branco/White 5500
M15x15 (147x147x6)*
6"x6"




Branco 5500
White M10x10
(97x97x6)*
4"x4"

Antiderrapante / Antidérapant / Slip-resistant / Trittsicher

**classe
class**
4

 **R11**


 **B**



Branco/White 5600
M20x20 (197x197x6)* 8"x8"



Branco 5600
White M10x20
(97x197x6)*
4"x8"



Branco/White 5600
M15x15 (147x147x6)*
6"x6"




Branco 5600
White M10x10
(97x97x6)*
4"x4"

**classe
class**
4

 **R10**









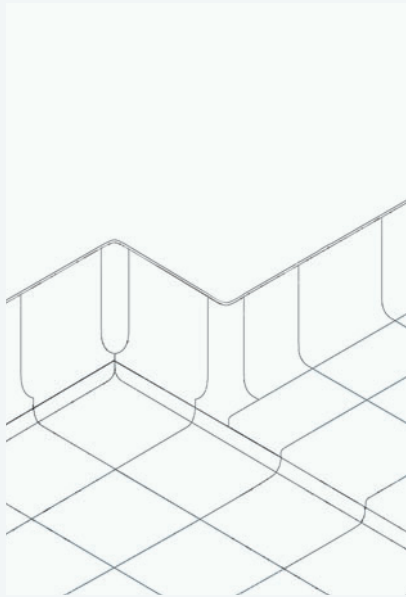







 **B**









Aktion Branco/White 5200
M20x20 (197x197x6)* 8"x8"

* Na produção da CINCA, o calibre mais frequente é o calibre 7 (p.e.: M20x20 cm/197 mm; M30x30 cm/297 mm; M15x15 cm/147 mm, etc.). / At CINCA the most frequent calibre is 7 (ex. M20x20 cm/197 mm; M30x30 cm/297 mm; M15x15 cm/147 mm, etc.).

Peças Especiais / Pièces Spéciales / Special Pieces / Formstücke

						
<p>Peça de Escada / Step Tread 33x33ESC</p>				<p>10x20RC</p>	<p>10x3AE</p>	<p>10x3AI</p>
						
<p>Rodapé / Bullnose 8x33ROD</p>	<p>20x20B1L</p>	<p>10x20B1G</p>	<p>10x20B1P</p>			
						
	<p>20x20B2L</p>	<p>10x20B2D</p>	<p>10x20B2E</p>			
						
	<p>15x15B1L</p>	<p>15x15RC</p>	<p>15x3AE</p>	<p>15x3AI</p>		

Antiderrapante / Antidérapant / Slip-resistant / Trittsicher

					
<p>15x15B1L</p>	<p>15x15LC</p>	<p>15x15CC</p>			



Grés Vidrado

A escolha dos profissionais. O grés vidrado encontra-se disponível numa completa selecção de cores e formatos o que o torna peça-chave num projecto criativo e de grande exigência técnica. O resultando é um atraente design em interiores e exteriores. Uma inesgotável fonte de inspiração para as ideias de hoje e de amanhã.

Grès Emailé

Le choix des professionnels. Le grès émaillé est disponible dans une gamme complète de couleurs et formats qui le rend essentiel dans un projet créatif et de grande exigence technique. Le résultat est un design attractif en intérieur comme en extérieur. Une inépuisable source d'inspiration pour les idées d'aujourd'hui et de demain.

Glazed Floor Tiles

The professional's choice. The vitrified white body is available in a selection of colours and formats that make it the key in any creative process that demands technical expertise. Your results will be attractive designs for interiors and/or exteriors. An endless source of inspiration: stimulating ideas for today and tomorrow.

Glasiertes Steinzeug

Die Auswahl der Fachleute. Glasiertes Steinzeug ist verfügbar in einer kompletten Auswahl von Farben und Formaten, ein Schlüssel-Teil in einem kreativen Projekt, und mit großer technischer Anforderung. Das Resultat ist ein attraktiver Entwurf im Innen und Aussenbereich. Eine unerschöpfliche Inspirationsquelle für die Ideen heute und morgen.



A solução antiderrapante.

Desenvolvido especificamente para as situações em que a segurança seja um requisito, apresentamos a série AD-Pro. Um pavimento antiderrapante com uma superfície levemente estruturada e de toque agradável, podendo ser aplicado nas situações em que haja contacto directo com pés.

Resistente ao gelo, de fácil limpeza e manutenção.

The anti-slip solution.

CINCA presents the AD-Pro range; specifically developed for when safety is a prerequisite. An anti-slip floor with a slightly structured surface which is smooth to the touch. Useful in conditions where the feet are bare and in direct contact with the floor.

Frost resistant, easy to clean and maintain.



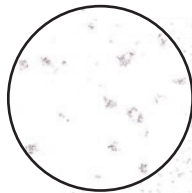
Cinza Pérola Pearl Grey 6501 [5]



Jasmim Jasmine 6540 [5]



Azul Gelo Ice Blue 6510 [5]



Cinza Pérola Granitado Speckled Pearl Grey 6511 [5]



Jasmim Granitado Speckled Jasmine 6550 [5]




Azul Gelo Granitado Speckled Ice Blue 6520 [5]




Cinza Chumbo Lead Grey 6504 [4]




Cognac Cognac 6537 [4]




Azul China China Blue 6519 [3]



Cinza Chumbo Granitado Speckled Lead Grey 6514 [4]




Cognac Granitado Speckled Cognac 6547 [4]



Azul China Granitado Speckled China Blue 6529 [3]

Disponível nas cores lisas. These pieces are produced in plain colours only.



10x20RC

10x3AE

10x3AI



Para além do funcional.

A sua estrutura confere um carácter original e discreto. De superfície resistente à derrapância garante a segurança em situações de maior exigência. Indicado para grandes projectos arquitectónicos, quer de interior quer exterior. Aktion sinónimo de resistência à abrasão e ao gelo.

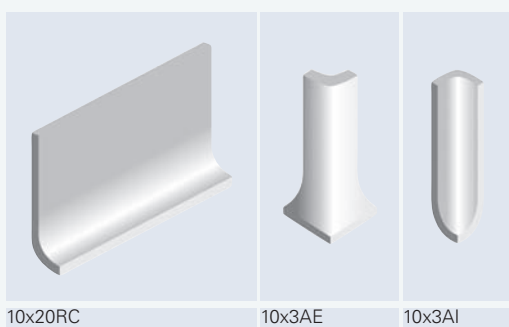
More than just functional.

The structure gives an original and subtle character to this tile. The anti-slip surface guarantees safety in areas where safety is the principal concern. Recommended for large building projects, used either inside or out. Aktion is synonymous with abrasion resistance and frost resistance.

REF.	UPEC
5200	3 3 3 2
5202	3 3 3 2
5203	3 3 3 2
5208	3 3 3 2



Disponível em todas as cores.
These products are produced in all colours.





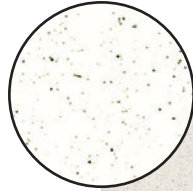
Um clássico intemporal...

Um pavimento levemente granitado para os espaços de maior requisição técnica. É um Grés Vidrado antigelivo, de fácil limpeza e manutenção, com uma grande durabilidade e resistência.

A timeless classic....

This floor tile has a lightly speckled surface, a frost proof vitrified white body, is easy to clean and maintain and has high durability and resistance.

Where the demand is for a high technical specification.



Branco
White



Castanho
Brown

5401
4

5460
4



Cinza
Grey



Salmão
Salmon

5430
4

5406
4




SÉRIE RANGE	UPEC
Espace	3 3 3 2

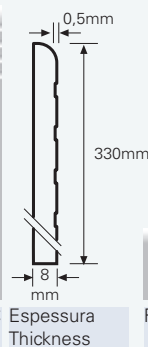


6

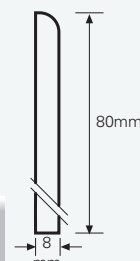
Disponível em todas as cores. / These products are produced in all colours.



Peça de Escada
Step Tread 33x33ESC



Rodapé / Bullnose 8x33ROD





Para qualquer projecto.


Um pavimento de seis suaves tonalidades com peças para remate de escadas e parede. Antigelivo de fácil limpeza e manutenção.

For any project.


A floor tile with six smooth pastel shades - including skirting pieces [bullnose] to finish walls, and step tread pieces for stairs. Frost proof easy to clean and maintain.




REF.	UPEC
5601	3 3 3 2
5603	3 3 3 2
5604	2S 3 3 2
5641	3 3 3 2
5635	2S 3 3 2
5659	3 3 3 2



Cinza Claro
Light Grey 5601 4




Bege
Beige 5641 4



Cinza Médio
Medium Grey 5603 4



Bege Areia
Sand Beige 5635 4

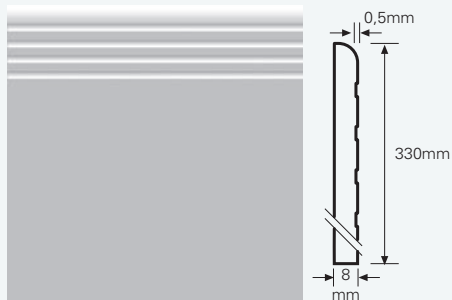


Cinza Escuro
Dark Grey 5604 3

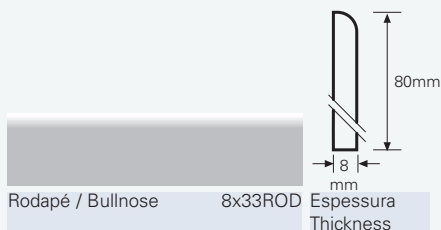


Rosa
Pink 5659 4

Disponível em todas as cores.
These products are produced in all colours.



Peça de Escada 33x33ESC
Step Tread Espessura Thickness



Rodapé / Bullnose 8x33ROD
Espessura Thickness



Para a exigência técnica.


Uma coleção de oito populares cores, com três tipos de acabamento: liso, granitado e decorado. Indicado para áreas públicas e de tráfego intenso. Um grés vidrado, antigelo, de elevada resistência e durabilidade.

Rodapés e peças de escada como standard.


For all your technical requirements.

A collection of eight popular colours, with three surface designs: plain, speckled or patterned.


Suitable for public areas or any area that is subject to a high volume of foot traffic. Frost proof vitrified white body, easy to clean and maintain, with high durability and resistance.




Jasmim Jasmine 7952




Bege Beige 7953




Bege Areia Sand Beige 7954




Branco White 7950




Cinza Médio Medium Grey 7957



Cinza Prata Silver Grey 7951



Rosa Pink 7956



Verde Green 7955



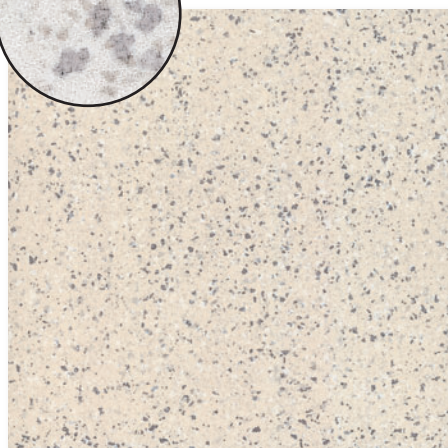
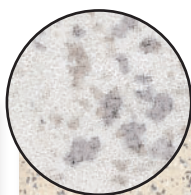
SÉRIE RANGE	UPEC
Granitdur	3S 3 3 2





Jasmim Granitado
Granite Jasmine

7962




Bege Granitado
Granite Beige

7963




Bege Areia Granitado
Granite Sand Beige

7964




Branco Granitado
Granite White

7960



Cinza Médio Granitado
Granite Medium Grey

7967




Cinza Prata Granitado
Granite Silver Grey

7961

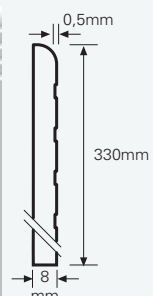


Disponível em todas as cores.
These products are produced in all colours.

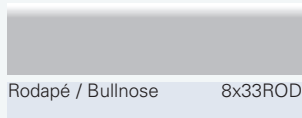


Peça de Escada
Step Tread

33x33ESC

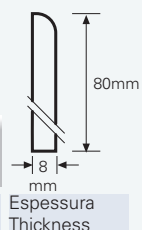


Espessura
Thickness



Rodapé / Bullnose

8x33ROD

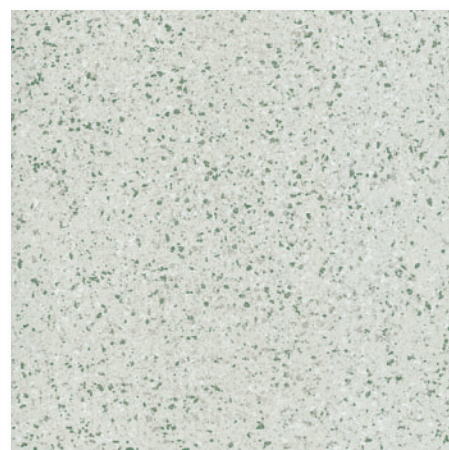


Espessura
Thickness



Rosa Granitado
Granite Pink

7966



Verde Granitado
Granite Green

7965







Jasmim Granitado
Granite Jasmine

7972
[5]




Bege Granitado
Granite Beige

7973
[5]



Bege Areia Granitado
Granite Sand Beige

7974
[5]




Branco Granitado
Granite White

7970
[5]



Cinza Médio Granitado
Granite Medium Grey

7977
[5]



Cinza Prata Granitado
Granite Silver Grey

7971
[5]



Rosa Granitado
Granite Pink

7976
[5]



Verde Granitado
Granite Green

7975
[5]



SÉRIE RANGE	UPEC
Granitdur	3S 3 3 2





Um conceito versátil e prático...

A série Multi-Usó apresenta um pavimento de fácil limpeza, para diferentes tipos de espaço. Uma gama de cores para despertar a sua imaginação.

A versatile & practical concept...

Adaptable to many different areas, it combines the safety of being slip resistant with the advantage of being easy to clean. Finally it offers a lavish colour range to fire your imagination.

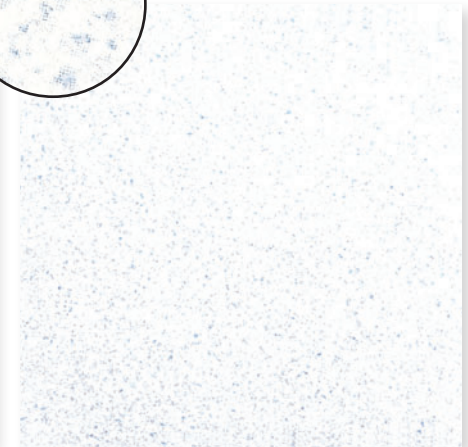


REF.	UPEC
7861	3S 3 3 2
7862	3S 3 3 2
7864	3S 3 3 2
7866	3S 3 3 2
7867	3S 3 3 2
7871	2S 3 3 2
7872	3S 3 3 2
7873	3S 3 3 2
7875	3 3 3 2
7877	3 3 3 2



Cinza Claro
Light Grey

7861
[5]



Azul Claro
Light Blue

7867
[5]



Antracite
Anthracite

7871
[3]



Azul Escuro
Dark Blue

7877
[4]





Amarelo Claro
Light Yellow

7862
[5]



Rosa Claro
Light Pink

7864
[5]



Verde Claro
Light Green

7866
[5]



Amarelo Escuro
Dark Yellow

7872
[5]



Rosa Escuro
Dark Pink


7873
[5]



Verde Escuro
Dark Green

7875
[4]

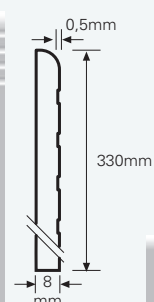
Disponível em todas as cores. / These products are produced in all colours.



Peça de Escada
Step Tread

33x33ESC

Espeçura
Thickness



Rodapé / Bullnose

8x33ROD

Espeçura
Thickness



Mosaico Porcelânico

O reflexo da importância do mosaico é a sua intemporalidade. É famoso o seu uso desde a antiguidade.

O mosaico 2,5x2,5cm em grés cerâmico vitrificado é célebre pela sua excepcional qualidade, durabilidade e resistência à abrasão. A razão está na utilização de matérias-primas cuidadosamente seleccionadas, algumas das quais utilizadas até na produção de porcelana.

Mosaïque Grès Cérame

L'importance de la mosaïque est son intemporalité. Son utilisation est célèbre depuis l'antiquité.

Le mosaïque 2,5x2,5cm en grès cérame non émaillé est célèbre pour son exceptionnelle qualité, durabilité et résistance à l'usure. La raison est l'utilisation de matières premières soigneusement sélectionnées, certaines d'entre elles utilisées dans la production de porcelaine.

Unglazed Porcelain Mosaic

The most notable and exceptional characteristics of unglazed vitrified white body 2,5x2,5cm mosaic tiles are quality, durability & abrasion resistance. The reason for this is that the materials are specifically selected, some of which are the same materials used in the production of porcelain.

Unglasiertes Steinzeugmosaik

Der Reflex von der Wichtigkeit des Mosaikes ist seine Zeitlosigkeit. Seine Verwendung ist seit dem Altertum berühmt.

Das Mosaik 2,5x2,5cm in glasiertes Feinsteinzeug ist berühmt für seine außergewöhnliche Qualität, Dauerhaftigkeit und Widerstand gegen Abnutzung. Der Grund ist die Sorgfalt in der Verwendung der Rohstoffe, die ausgewählt werden, einige werden sogar in der Porzellan-Produktion verwendet.




MOSAICO PORCELÂNICO

Mosaïque Grès Cérame
 Unglazed Porcelain Mosaic
 Unglasiertes Steinzeugmosaik




 	
Organisme certificateur Organisme certificateur	
CERTIFICAT	
CARREAUX CÉRAMIQUES POUR REVÊTEMENTS DE SOL	
Admission du 30 octobre 1995 Décision de reconnaissance n° 114-20/0106 du 23 novembre 2007 La présente décision annule et remplace la décision n° 114-19/1/05 du 21 août 2007	
La société : CINCA COMPANHIA INDUSTRIAL Apartado 12 Fides P - 4535 LOUROSA URSINE : P - 4535 LOUROSA Code usine : 134	
est autorisée à apposer ses marques NF et UPEC en application des règles générales du marque NF et du règlement R223. Cette autorisation est soumise à la condition préalable que les produits concernés soient vérifiés après fabrication conformément à nos référentiels et à la norme NF EN 14411 - Carreaux et dalles céramiques - Définitions, classification, nomenclature et marquage, annexes.	
Annexe 0 - Carreaux et dalles céramiques pressés à sec avec faible absorption d'eau - E < 0,5 % - E < 2 % - Groupe B0 Annexe 0 - Carreaux et dalles céramiques pressés à sec avec faible absorption d'eau - 0,5 % < E < 2 % - Groupe B0	
  	
Ce certificat comporte 34 pages	
CARACTÉRISTIQUES CERTIFIÉES Ce sont les caractéristiques ci-dessous, elles sont précisées au:	Contenu(s): Plans techniques
- Dimensions nominales - Groupe d'absorption d'eau - Caractéristiques à l'usage de sol résidentiel - Classement d'usage UPEC	ISO : 01 54 54 52 43 Fax : 01 54 54 54 76
Responsabilité certifiée : Les caractères ci-après ne sont pas certifiés ; le cas échéant, ils sont indiqués pour information, sous la seule responsabilité du fabricant : - caractères semi-conducteur - caractères antidérapant (ou similaires)	
Centre International de Recherche de Carreaux 100000 Paris - 100000 Paris - 100000 Paris 100000 Paris - 100000 Paris - 100000 Paris	




Branco Porcelana 0201
Porcelain White



Amarelo Palha 0105
Straw Yellow




Bronze Granitado 0321
Granite Bronze



Verde Cinza 0120
Grey Green




Azul 0116
Blue




Pérola 0100
Pearl



Amarelo 0203
Yellow



Castanho Granitado 0332
Granite Brown



Verde 0215
Green




Turquesa 0214
Turquoise



Bege 0309
Beige



Ouro 0205
Gold



Vermelho Granitado 0134
Granite Red



Cinzento 0131
Grey



Rosa Velho 0106
Old Pink



Cinza Granitado 0129
Granite Grey




Bronze 0220
Bronze




Vermelho 0133
Red



Azul Cinza 0112
Grey Blue



Rosa 0207
Pink



Ouro Granitado 0204
Granite Gold



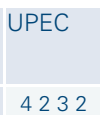
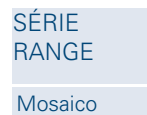
Castanho 0138
Brown



Azul Granitado 0114
Granite Blue



Preto 0140
Black



**Pequeno mas impressionante...**

O Mosaico Porcelânico é um produto de excelentes potencialidades técnicas e criativas.


Devido à sua resistência e alta densidade, pode ser aplicado em zonas interiores de tráfego intenso, ou zonas exteriores uma vez que as superfícies mantêm-se limpas quase indefinidamente (as poeiras são lavadas pelas chuvas). Perfeito para qualquer aplicação. Revestimento, pavimento, exteriores, interiores, áreas públicas ou privadas, em superfícies planas ou curvas...

O produto é fornecido a granel, colado em papel, rede de papel e rede de fibra de vidro. Consulte as instruções de aplicação pág. 77.

Small but impressive...

Porcelain mosaic has remarkable technical and creative potential. Due to its high resistance, it can be used for high traffic interior zones, and owing to its high density it is also excellent for exterior zones. The high density of the tile helps it remain clean almost indefinitely, as dust is easily washed from the surface when it rains.

Just the thing for any type of application: wall, floor, in or outdoors, public or residential areas, flat or curved surfaces. We supply this product loose or on paper faced sheets, paper net or fibre mesh. Please see page 80 for advice on application methods for this product.




Divirta-se combinando...


Explore o poder do Mosaico Porcelânico misturando várias cores. Lisas ou granitadas, escolha as suas preferidas, calcule a proporção de cada uma e construa o seu Combi. Associe mais que um Combi e crie um espaço único, só seu...

Have fun - 'Mix and match' your own Combi!


Explore the potential of Porcelain Mosaic by mixing different colours yourself. Choose your favourite ones, plain or speckled, then decide the proportions you require and create your own 'Combi'. Use more than one 'Combi', and you create your own unique design concept.



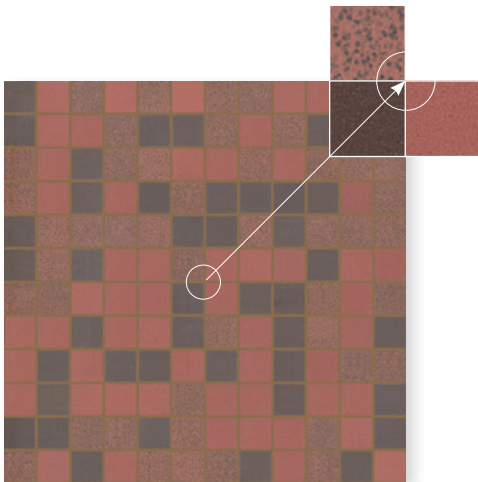
Combi A246 (0129/60%; 0131/15%; 0201/15%; 0134/5%; 0140/5%)




Combi A199 (0112/20%; 0114/20%; 0116/20%; 0214/20%; 0140/10%; 0201/10%)




Combi 9096 (0131/33%; 0114/33%; 0116/33%)




Combi 9077 (0138/33%; 0133/33%; 0134/33%)




Combi 9016 (0321/40%; 0332/25%; 0134/25%; 0138/10%)




Combi A248 (0201/40%; 0309/25%; 0332/20%; 0138/15%)




Combi 9553 (0140/40%, 0131/40%; 0201/20%)




Combi 9592 (0120/30%; 0131/30%; 0215/40%)




Combi 9040 (0204/75%; 0138/25%)




Combi 9517 (0214/57%; 0116/43%)




Combi 9548 (0112/75%; 0114/25%)




Combi 9693 (0129/50%; 0131/50%)




Combi A249 (0201/60%; 0332/40%)




Combi A250 (0309/40%; 0332/40%; 0201/20%)



Combi A247 (0100/33%; 0201/33%; 0309/33%)



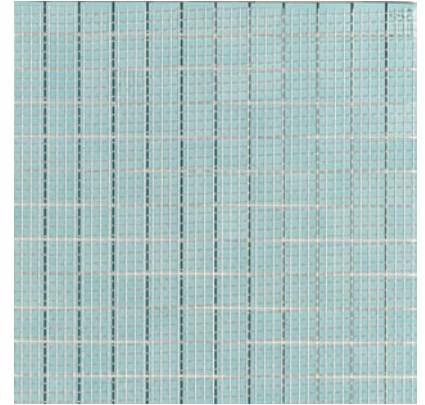

Combi 9975 (0105/40%; 0204/40%; 0100/10%; 0321/10%)



Combi 9097 (0309/33%; 0204/33%; 0105/33%)



Combi 9853 (0100/45%; 0204/45%; 0138/10%)



G	N	RP	RFV
A granel	Colado em papel	Rede de papel	Rede de fibra de vidro
En vrac	Placas de .35x35cm; 8 placas: ±1m ² .	Placas de .M30x30cm; 11 placas ±1m ² .	Placas de .M30x30cm; 11 placas ±1m ² .
Loose	Collé sur papier	Trame de papier	Trame en fibre de verre
Lose	Plaques de .35x35cm; 8 plaques: ±1m ² .	Plaques de .M30x30cm; 11 plaques ±1m ² .	Plaques de .M30x30cm; 11 plaques ±1m ² .
	Glued on paper	Paper mesh sheets	Glass fiber mesh
	Sheets of .35x35cm; 8 sheets: ±1m ² .	Sheets of .M30x30cm; 11 sheets ±1m ² .	Sheets of .M30x30cm; 11 sheets ±1m ² .
	Vordersaitig Papiergeklebt	Rückseitig Netzpapiergeklebt	Glasfasergewebe
	Bögen mit ca. .35x35cm; 8 Bögen: ±1m ² .	Bögen mit ca. .M30x30cm, 11 Bögen ±1m ² .	Bögen mit ca. .M30x30cm, 11 Bögen ±1m ² .

Notas / Notes:

Em virtude do processo cerâmico inerente ao fabrico das diversas cores da nossa gama de mosaico porcelânico bem como das matérias-primas utilizadas, as diversas cores têm retracções diferenciadas que conduzem a dimensões individuais dos mosaicos das diversas cores ligeiramente diferentes. No caso dos produtos colados (em papel normal, perfurado ou rede de fibra) essa variação induz larguras de junta nas placas ligeiramente diferentes. Por outro lado, as dimensões das placas são aproximadas e dadas apenas a título indicativo podendo haver, por via do processo de fabrico utilizado, variações das suas dimensões entre lotes distintos de produção.

Para além disso, as placas de mosaico colado em papel normal apresentam normalmente um lado de dimensão superior, pelo que a sua aplicação deverá sempre ser executada cumprindo a orientação das setas impressas no papel. Tendo em consideração os vários aspectos anteriormente referidos, no caso do cliente pretender efectuar a aplicação conjunta de diversas cores na mesma superfície deverá optar preferencialmente por mosaico colado em rede de fibra ou papel, devendo colocar a sua encomenda na totalidade e contemporaneamente, mencionando explicitamente a sua intenção. Para além disso, deve de qualquer forma consultar os nossos serviços para obter aconselhamento específico sobre a melhor forma de poder planear e levar a cabo a obra a que se propõe.

Owing to the manufacturing process and raw materials used to produce different colours of mosaic tile, each colour has different expansion/contraction rates. This gives rise to slight differences in the sizes of the different coloured mosaics.

In the case of glued products (paper faced, paper net & fibre mesh) that variation causes slightly different sheet joint widths. The dimensions of the sheets are approximate and should be used as an indication only. Due to the production process, slight variations between the calibrations of batches may occur.

Furthermore, paper faced sheets usually have one side slightly wider than the other. Therefore these sheets should be applied following the direction of the printed arrows. As a result, if the client intends to use a combination of colours in one application on the same surface, the mosaic glued onto paper net or fibre mesh should be used. Sufficient mosaic for the entire job should be ordered simultaneously, mentioning the intended use. In all cases the client should consult their suppliers advisory service for detailed advice on the best method to plan and complete the composition.

Argamassa a utilizar

A argamassa a utilizar poderá ser constituída por cimento-cola normal ou um cimento tipo Portland normal, que deverá ser empregue puro, sem qualquer mistura de cal ou areia. Devem ser consultadas as especificações fornecidas pelo fabricante do cimento, por forma a se conhecer as indicações do mesmo relativamente aos tempos de amassagem, tempo aberto, etc. Estas indicações são de extrema importância na correcta utilização dos cimentos cola, sendo o seu cumprimento condição fundamental para a obtenção de um bom resultado final.

No caso de ser utilizado mosaico colado em papel normal, as argamassas a utilizar deverão ter uma presa rápida que permita a retirada do papel num espaço de tempo relativamente curto, preferencialmente inferior a 3 a 4 horas.

1-Planeamento do trabalho e preparação da superfície

O planeamento do trabalho deve ser feito de forma a que as operações referidas a seguir sejam executadas dentro dum espaço de tempo tal, que permita a sua conclusão dentro de um dia de trabalho completo. É regra preferencial de aplicação destes produtos que se trabalhe por partidas (batch) completas de forma a que, no fim do dia, o material aplicado esteja limpo, sem papel nem restos de cola (no caso do material fornecido em papel normal) e devidamente rejuntado.

A superfície a revestir deverá estar bem regularizada, apresentando um reboco de cimento e areia desempenado à régua. Qualquer irregularidade ou fissura do reboco deverá ser eliminada antes da aplicação das placas.

No caso de grandes áreas, para evitar escorrimientos de água para material já aplicado e pronto, as diversas partidas de assentamento deverão ser conduzidas de cima para baixo. Em todo o caso, dentro duma mesma partida de aplicação poderá aplicar-se o material de baixo para cima.

É desaconselhada a aplicação de mosaico na ocorrência de circunstâncias extremas de temperatura, nomeadamente quando a temperatura ambiente seja inferior a 5°C ou superior a 30°C.

2.1-Colocação das placas

Preparar apenas a quantidade de argamassa de assentamento que permita a sua utilização durante a sua vida de trabalho (normalmente cerca de 2 a 3 horas). As indicações do fabricante do cimento devem ser consultadas para confirmar este valor.

Aplicar com uma talocha o cimento cola numa zona considerável daquela superfície, formando uma camada uniforme de espessura sempre inferior a 3 mm. Não deve ser aplicada na parede mais argamassa do que aquela que permita o assentamento durante um período de cerca de 10 minutos, devendo-se também neste caso consultar as indicações do fabricante do cimento relativamente ao tempo de utilização da argamassa após a sua preparação.

No caso da aplicação de mosaico fornecido colado em papel normal, deve-se também barrar o reverso das placas com a argamassa de rejuntamento que tenha sido escolhida para dar o aspecto final às juntas, podendo esta ser eventualmente realizada com cimento normal ou cimento branco. A placa poderá então ser colocada sobre a superfície a revestir.

2.1.1-Mosaico colado em papel normal

No caso de se estar a proceder à aplicação de material fornecido colado em papel normal, a superfície com papel deverá ficar voltada para o lado visível (uma vez que o papel será retirado mais tarde) tendo o cuidado de manter as setas nele impressas todas na mesma direcção.

2.1.2-Mosaico colado em papel perfurado ou rede de fibra

Se estiver a ser utilizado mosaico colado em papel perfurado ou rede de fibra, a placa deverá ser colocada com o lado da rede (de papel ou fibra) voltada para a parede. Neste caso, não há orientação preferencial das placas. Em qualquer dos casos, entre cada placa deve ser sempre deixado um intervalo de dimensão igual a uma junta.

2.2-Colocação das placas

Bater fortemente as placas para nivelar os mosaicos, utilizando um batedor rigidamente plano. Nesta operação é possível efectuar pequenas correcções no posicionamento da placa na parede, antes da argamassa de assentamento

começar a ganhar presa. Após aplicação de 3 ou 4 metros quadrados, lavar com esponja húmida as juntas entre as placas para retirar o excesso de cimento das mesmas.

3-Descolagem do papel

(Apenas no caso de mosaico colado em papel normal)

A cola utilizada no mosaico fornecido em placas com papel normal é uma cola solúvel em água uma vez que se trata duma cola tipo goma arábica. Assim sendo, os eventuais excessos desta cola são normalmente de fácil remoção apenas com recurso a água.

A operação de descolagem do papel deve ser efectuada na sequência da operação de assentamento devendo-se organizar o trabalho por forma a que não se deixe ficar o papel sobre o mosaico assente mais de 8 horas após o assentamento. Esta operação só deve ser executada quando houver garantias que as placas não se movimentem ou descolem com facilidade, situação que ocorre depois do cimento cola ter ganho presa suficiente, o que normalmente ocorre cerca de 2 a 3 horas (dependendo dos cimentos) após a preparação da argamassa.

Para retirar o papel, deve em primeiro lugar molhá-lo tendo o cuidado de não o encharcar, utilizando para o efeito uma esponja molhada e deixando-o de seguida amolecer bem durante cerca de quinze minutos a meia hora, de forma a que toda a cola existente esteja completamente dissolvida.

A água não deverá ser muito fria e, no caso de ter uma dureza elevada, poderá ser utilizado um agente amaciante do tipo dos utilizados nas máquinas de lavar louça como anti-calcário.

O papel deve ser retirado no sentido diagonal da placa, a começar numa ponta e lentamente, devendo ser removidos de imediato quaisquer resíduos de excesso de cola. Para tal deverá utilizar uma esponja humedecida, tendo o cuidado de não permitir que os resíduos de cola se vão alojar nas juntas. Uma vez solubilizada, de forma alguma se deve deixar a cola voltar a secar sobre o mosaico após a retirada do papel. Os eventuais excessos de cola devem de imediato ser removidos logo após a operação de remoção do papel.

No caso improvável de maior dificuldade na remoção dos excessos de cola poderá ser utilizado como agente facilitante da dissolução da cola, um agente de limpeza do tipo do utilizado na lavagem de vidros que seja à base de amónia. Todavia, se forem seguidas as instruções anteriores, essa dificuldade não deverá existir.

4-Preenchimento das juntas

Fazer o completo enchimento das juntas com o mesmo cimento ou argamassa de rejuntamento que se utilizou para barrar o reverso das placas (no caso do mosaico colado em papel normal) ou com a argamassa de rejuntamento seleccionada para dar acabamento às juntas, usando-se para esse efeito um rodo de borracha. Os excessos de argamassa devem ser eliminados durante a tomação da junta. Esta operação só deverá ser conduzida quando as placas tenham ganho presa suficiente para que não se movimentem durante o rejuntamento.

5-Limpeza dos mosaicos

Após a remoção do excesso do cimento com o mesmo rodo, deitar sobre os mosaicos um pouco de cimento em pó igual ao utilizado na junta e limpá-los com uma esponja ou sisal até ficarem completamente limpos.

Após a operação de tomação da junta e uma vez esta seca (cerca de 24 a 48 horas depois da aplicação) efectuar a limpeza final dos mosaicos, utilizando para tal uma solução de ácido clorídrico diluído a 10% em água.

Após a lavagem anterior executar a lavagem final dos mosaicos utilizando-se para tal apenas água limpa.

Limpeza das superfícies revestidas

Dadas as suas características técnicas o mosaico porcelânico não se suja com facilidade. As superfícies exteriores, e nomeadamente as fachadas, mantêm-se limpas quase indefinidamente pois quaisquer poeiras são normalmente lavadas pelas chuvas.

Em interiores e pavimentos aconselha-se para a sua limpeza a utilização de detergentes ligeiramente abrasivos, do mesmo tipo daqueles que são normalmente utilizados para a limpeza das louças sanitárias.

N





1

Planeamento do trabalho e preparação da superfície
Planning and surface preparation

RP/RFV



2
Colocação das placas
Installation of Mosaic Sheets



3
Descolagem do papel
Removing the backing paper



4
Preenchimento das juntas
Grouting the joints



5
Limpeza dos mosaicos
Cleaning the mosaics



Mortier à utiliser

Le mortier à utiliser peut être du ciment-colle normal ou un ciment du type Portland normal, à employer pur, sans aucun mélange de chaux ou de sable. Il faut consulter les spécifications fournies par le fabricant du ciment, afin d'en connaître les indications en ce qui concerne les temps de mélange, temps ouvert, etc.

Ces indications sont d'une extrême importance pour une utilisation correcte des ciments-colle. Il faut donc absolument les respecter pour obtenir un bon résultat final.

En cas d'utilisation de mosaïque collée sur du papier, les mortiers à utiliser doivent avoir un temps de prise rapide, permettant de retirer le papier dans un espace de temps relativement court, de préférence inférieur à 3 ou 4 heures.

1-Organisation du travail et préparation de la surface

Le travail doit être organisé de manière à ce que toutes les opérations indiquées ci-après puissent être terminées sur une journée de travail. La règle normale d'application de ces produits veut que le travail soit fait par parties (batch) complètes, de manière à ce que, à la fin de la journée, le matériel appliqué soit propre, sans papier ni résidus de colle (en cas de matériel fourni sur papier normal) et parfaitement jointoyé.

La surface à revêtir devra être bien régularisée, avec un enduit de ciment et de sable lissé à la règle. Toute irrégularité ou fissure de l'enduit devra être éliminée avant l'application des carreaux.

Dans le cas de grandes surfaces, pour éviter que l'eau ne coule sur le matériel déjà appliqué et prêt, les différentes parties de pose devront être appliquées du haut vers le bas. Cependant, sur une même partie, le matériel pourra être appliqué du bas vers le haut. Il est déconseillé de poser la mosaïque en cas de températures extrêmes, notamment à des températures ambiantes inférieures à 5°C ou supérieures à 30°C.

2.1-Pose des plaques

Préparer uniquement la quantité de mortier à utiliser durant le temps de travail (normalement 2 à 3 heures). Les indications du fabricant de ciment doivent être consultées pour confirmer cette durée.

À l'aide d'une taloche, appliquer le ciment-colle sur une surface considérable, en formant une couche uniforme de 3 mm d'épaisseur maximum. Il ne faut pas appliquer sur le mur plus de mortier qu'il n'en faut pour permettre la pose pendant une dizaine de minutes. Il faudra également consulter les indications du fabricant du ciment pour confirmer le temps d'utilisation du mortier après sa préparation.

En cas de pose de mosaïque collée sur papier normal, il faut également enduire l'envers des plaques avec le mortier à joints choisi pour la finition des joints (possibilité d'utiliser du ciment normal ou du ciment blanc). La plaque peut ensuite être collée sur la surface à revêtir.

2.1.1-Mosaïque collée sur papier normal

Si la mosaïque à poser est livrée collée sur papier normal, la surface couverte de papier devra être tournée vers le côté visible (le papier sera retiré plus tard), en veillant bien à ce que les flèches imprimées sur le papier soient toutes dans le même sens.

2.1.2-Mosaïque collée sur papier perforé ou trame

Si la mosaïque utilisée est collée sur du papier perforé ou trame, les plaques devront être collées avec le côté du papier ou de la trame tourné vers le mur. Dans ce cas, il n'y a aucun sens particulier pour la pose des plaques. Dans tous les cas, il faut toujours laisser un espace correspondant à un joint entre chaque plaque.

2.2-Pose des plaques

Tapoter fortement sur les plaques pour niveler les mosaïques, en utilisant une batte de carreleur rigoureusement plate. Cette opération permet de corriger légèrement la position des plaques sur le mur, avant que le mortier ne commence à prendre. Après une application de 3 ou 4 mètres carrés, nettoyer les joints entre les plaques à l'aide d'une éponge humide pour en retirer les débordements de ciment.

3-Décollage du papier

(Uniquement dans le cas de plaques collées sur papier)

La colle utilisée sur la mosaïque livrée sur papier normal est une colle soluble dans l'eau puisqu'il s'agit d'une colle du type gomme arabique. Par conséquent, les éventuels résidus de cette colle peuvent être facilement enlevés avec de l'eau.

L'opération de décollage du papier doit être effectuée à la suite de l'opération de pose. Il faut donc organiser le travail de manière à ce que le papier soit décollé dans les 8 heures qui suivent la pose. Avant de procéder à cette opération, il faut s'assurer que les plaques ne bougent plus et qu'elles ne se décollent pas facilement, c'est-à-dire quand le ciment-colle aura suffisamment pris, ce qui intervient normalement 2 à 3 heures (selon les ciments) après la préparation du mortier.

Pour enlever le papier, il faut d'abord le mouiller en veillant à ne pas l'imbrimer, à l'aide d'une éponge mouillée, et le laisser ensuite ramollir pendant 15 à 30 minutes, de manière à ce que toute la colle soit complètement dissoute.

L'eau ne doit pas être trop froide et, si sa dureté est élevée, il est possible d'y ajouter un agent adoucissant du type de ceux utilisés comme anti-calcaire dans les machines à laver la vaisselle. Le papier doit être enlevé dans le sens diagonal des plaques, en commençant par un coin et en procédant lentement. Tous les résidus de colle doivent ensuite être aussitôt enlevés, à l'aide d'une éponge humide, en veillant à ce qu'aucun résidu ne se loge dans les joints. Une fois qu'elle a été ramollie, il ne faut en aucun cas laisser sécher la colle sur les plaques après le décollage du papier.

Dans le cas improbable de difficultés à enlever les résidus de colle, il est possible d'utiliser un agent qui facilite sa dissolution, du type lave-vitres à base d'ammoniac. Toutefois, si les instructions ci-dessus sont bien suivies, cela ne devrait pas être nécessaire.

4-Jointoyage

Reboucher complètement les joints avec le ciment ou le mortier à joints utilisé pour enduire l'envers des plaques (dans le cas des plaques collées sur papier) ou avec le mortier à joints choisi pour la finition des joints, en utilisant à cet effet une raclette en caoutchouc. Les résidus de mortier doivent être éliminés pendant que le joint prend. Cette opération ne peut être faite que quand les plaques auront suffisamment pris et ne risquent pas de bouger.

5-Nettoyage des plaques

Après avoir enlevé les résidus de ciment à l'aide de la raclette, appliquer sur les plaques un peu de ciment en poudre identique à celui utilisé pour les joints et les nettoyer à l'aide d'une éponge ou d'un chiffon jusqu'à ce qu'elles soient parfaitement propres.

Après la finition des joints et lorsqu'ils sont bien secs (24 à 48 heures après la pose), procéder au nettoyage final des plaques, en utilisant une solution d'acide chlorhydrique dilué à 10% dans de l'eau.

Procéder ensuite à un dernier lavage des plaques en utilisant uniquement de l'eau propre.

Nettoyage des surfaces carrelées

Grâce à ses caractéristiques techniques, la mosaïque porcelanique ne se salit pas facilement. Les surfaces extérieures, en particulier les façades, restent propres presque indéfiniment, puisque toute la poussière est normalement lavée par la pluie.

Sur les murs intérieurs et les sols, il est conseillé de les nettoyer avec un détergent légèrement abrasif, du type de ceux utilisés normalement pour nettoyer les sanitaires.

Adhesive for Mosaic application

Use a high polymer cementitious adhesive, according to the manufacturer's instructions. Consult the supplier's technical data for the 'pot life' of the mortar. This information is of extreme importance for the correct use of the adhesive, and following the manufacturer's instructions is essential to obtain a good result. In the case of mosaic glued on paper sheet, the mortar should be 'fast' or 'rapid set' to allow quick removal of the paper within a short period of time, preferably within 3 to 4 hours.

1-Planning and surface preparation

The work should be planned so that you do not apply more mosaic sheets than can be completely adhered, adjusted and cleaned within one working day. As a rule, it is preferable to make sure all the tiles for one application are from the same batch number. Ensure that the fixing surface is dry, sound, clean and even. The surface flatness should be checked with a straight edge. Any irregularity or fissure in the surface should be made good before applying the sheets.

The tiling should be done from bottom to top. In the case of large areas, avoid water dropping onto the product already applied. Application of mosaic is not advised under extremes of temperature, specifically if the temperature of the environment is less than 5 degrees or more than 30 degrees.

2.1-Installation of Mosaic Sheets

Prepare the amount of mortar correspondent to the area of work, taking note of the 'open time' and coverage of the adhesive, as specified by the manufacturer. Apply the adhesive to the wall or floor surface using a solid bed notched trowel, covering no more than 1m² at a time and creating a uniform layer no thicker than 3mm. For an acceptable timescale for fixing and adjusting the tiles, consult the supplier's specifications about the pot life of the mortar once it has been prepared and applied.

2.1.1-Installation of Mosaic supplied on paper faced sheets

Pre-grouting of paper-faced mosaics is recommended for ease of installation. Apply the same grout to the tiled side of the sheet as you intend to use for the final grouting. Remove surplus grout before fixing. With the paper on the visible side, thus with the tiled & pre-grouted side of the sheet facing the wall [enabling the paper to be removed from the front later], the sheet can now be positioned on the surface to be tiled. Ensure the indicator arrows that are printed on the paper all point in the same direction.

2.1.2-Installation of Mosaic supplied on paper net and fibre mesh sheets

Apply the mosaic sheet to the wall or floor surface with the paper net or fibre mesh side facing the wall or floor surface. The sheet can now be positioned on the surface to be tiled. When using paper net or fibre mesh, no directional orientation of the sheet is necessary.

2.2-Installation of Mosaic Sheets

Place mosaic sheets in position and tamp down to achieve full contact with the adhesive. Ensure that the joints between individual sheets match the joints between the mosaic tesserae. Using a plane beater or rubber float, tamp the mosaics firmly against the surface to ensure that the mosaics are level and true. At this point it should be possible to make minor adjustments to the position of the sheet on the surface, before the adhesive sets. After installing 3 to 4 square metres, clean off the surplus adhesive from the tile face and between the tile joints, using a damp sponge.

3-Removing the backing paper (Method for glued paper faced mosaic sheets only)

The glue used to attach mosaics to paper sheets is water soluble glue containing gum Arabic, therefore any excess glue is easily removed with water. Removal of the backing paper should be performed within 8 hours of fixing. Do not attempt to remove the paper until the adhesive has set sufficiently to inhibit any movement of the sheets. This is usually after 2 to 3 hours, dependant on the type of adhesive used [refer to the manufacturer's instructions]. To prepare for removal of the paper, wet it with a damp sponge using tepid water. In 'hard water' areas a water softening or anti-lime agent can be added. Leave

the paper to soak for approximately 15 minutes to half an hour, or until all the glue has dissolved.

To begin removing the paper, start at the corner & pull it off slowly and at the diagonal across the sheet. Immediately remove all traces of excess glue with a wet sponge, paying particular attention to the joints. Once the glue has been dissolved, do not allow it to dry again. Remove all traces of glue immediately.

In the event of difficulty removing the glue, use a slightly stronger agent, such as ammonia based window cleaning product. However, if the previous instructions are adhered to, there should be no complications.

4-Grouting the joints

This phase should only be carried out after the tile adhesive has fully set, in order to avoid any movement of the sheets. Remove excess grout from the tile surface as work proceeds. Ensure that joints are clean, dry and free from loose debris prior to grouting.

To grout the joints, use an appropriate grouting material. Working in small areas, completely fill the tile joints with the mixed grout using a grout float or rubber squeegee, compacting well.

For pre-grouted paper-faced mosaic sheets, complete the grouting using the same colour grout to as used previously for pre-grouting.

5-Cleaning the mosaics

After removing any excess grout with a rubber squeegee, rub a small amount of dry grout powder over the mosaics. Using sisal or a sponge, polish the mosaic until all grout and adhesive residue is removed from the tile surface.

Once the grout has sufficiently set within the joints [approximately 24 to 48 hours after being applied], complete the cleaning of the mosaics using a grout cleaner, usually a diluted solution of 10% hydrochloric acid to water. Rinse with clean water.

Cleaning and Maintenance

Porcelain remains clean almost indefinitely due to its technical characteristics. Exterior facades and surfaces stay looking clean, as dust is simply washed from the surface when it rains.

For cleaning interior walls and floors it is advisable to avoid abrasive household chemicals or cleaners, using instead a low-abrasive cleaner similar to the ones used for wash hand basins.

Zu benutzender Mörtel

Der zu benutzende Mörtel kann aus normalem Klebemörtel oder normalem Zement Typ Portland bestehen. Er soll pur aufgetragen werden, ohne mit Kalk oder Sand vermischt zu werden. Es sollten die Spezifikationen, die vom Hersteller des Zementes gegeben wurden, beachtet werden, da diese Angaben, in Bezug auf anmischen der Masse, Wartezeit, etc. für den korrekten Einsatz des Klebemörtels äusserst wichtig sind. Die Einhaltung der Angaben sind Ausgangspunkt für ein gutes Endresultat.

Im Falle des Einsatzes von Mosaik auf Normalpapier sollten die eingesetzten Mörtel schnell fest werden, so dass das Entfernen des Papiers in einem relativ kurzen Zeitraum möglich ist, vorzugsweise weniger als 3 bis 4 Stunden.

1-Planung der Arbeit und Vorbereitung der Oberflächen

Die Planung der Arbeit sollte so durchgeführt werden, dass die nachfolgend aufgeführten Arbeitsgänge innerhalb eines solchen Zeitraums durchgeführt werden können, dass der Abschluss an einem vollen Arbeitstag erreicht werden kann. Bevorzugte Regel beim Verlegen dieser Produkte ist, dass man in kompletten Teilbereichen (batch) arbeitet, und zwar so, dass am Ende des Tages das verlegte Material sauber, ohne Papier, Resten von Kleber (für den Falle, dass das Material auf Normalpapier geliefert wird) und verfugt ist.

Die zu verfliesende Oberfläche sollte eben sein und eine mit einer Abziehlatte gezogene Schicht von Zement und Sand haben. Irgendwelche Unebenheiten oder Risse der Schicht sollten vor dem Auftragen der Platten ausgeglichen werden.

Im Falle von grossen Flächen sollten die verschiedenen Teilbereiche von oben nach unten angeordnet werden, um das Eintreten von Wasser in das schon aufgetragene und fertige Material zu vermeiden. Innerhalb eines Teilbereiches jedoch kann in allen Fällen das Material von unten nach oben aufgetragen werden. Es wird davon abgeraten, das Aufbringen von Mosaik bei extremen Witterungsbedingungen vorzunehmen, namentlich wenn die Umgebungstemperatur geringer als 5°C oder höher als 30°C beträgt.

2.1-Aufkleben der Platten

Es sollte immer nur die Menge an Fliesenkleber bereit werden, die innerhalb der Zeit verbraucht wird, die der Mörtel braucht, um anzutrocknen (normalerweise 2 bis 3 Stunden). Es sollten die Angaben des Herstellers beachtet werden.

Den Kleber mit einem Spachtel in einem Bereich entsprechend der genannten Oberfläche mit einer gleichmässigen Dicke, immer weniger als 3mm, auftragen. Es sollte auf einer Wand nicht mehr Mörtel aufgetragen werden als die Menge, die das Verlegen innerhalb von 10 min erlaubt, wobei auch hier die Angaben des Herstellers in Bezug auf die Verarbeitungszeit nach dem Anmischen herangezogen werden sollten.

Im Falle von der Verwendung von Mosaik auf Normalpapier sollte ebenfalls die Rückseite der Platten mit Fugenmörtel, der entsprechend für das Finishing der Fugen ausgewählt wurde, bestrichen werden. Es kann eventuell auch normaler oder weisser Zement eingesetzt werden. Die Platte kann so auf die zu überziehende Oberfläche geklebt werden.

2.1.1-Mosaik auf Normalpapier

Im Falle, dass Material auf Normalpapier verarbeitet wird, muss die Oberfläche mit dem Papier die sichtbare Seite sein (da das Papier später abgezogen wird), wobei darauf zu achten ist, dass die auf dem Papier gedruckten Pfeile bei allen Platten in die selbe Richtung zeigen.

2.1.2-Mosaik auf perforiertem Papier oder Fasernetz

Wenn Mosaik auf perforiertem Papier oder Fasernetz verarbeitet wird, muss die Seite mit dem Papier- oder Fasernetz in Wandrichtung zeigen. In diesem Fall gibt es keine bevorzugte Richtung der Platten. In allen Fällen sollte zwischen den Platten immer der Platz einer Fugenbreite gelassen werden.

2.2-Aufkleben der Platten

Die Platten kräftig mit einem absolut planen Klopfbrett anklopfen um das Mosaik zu nivellieren. Bei dieser Arbeit können, bevor die Masse Festigkeit erhält, kleine Korrekturen in der Position der Platte an der Wand vorgenommen werden. Nach Aufbringen von 3 oder 4 Quadratmetern die Fugen zwischen

den Platten mit einem feuchten Schwamm auswaschen, um die überschüssige Zementmasse zu entfernen.

3-Abziehen des Papiers

(Nur im Falle von Mosaik auf Normalpapier)

Der bei Mosaik auf Normalpapier verwendete Kleber ist ein wasserlöslicher Kleber, da es sich um eine Art Kleber auf Gummibasis handelt. Somit sind die eventuell verbleibenden Überschüsse dieses Klebers normalerweise leicht mit Einsatz von Wasser zu entfernen.

Das Abziehen des Papiers sollte nach dem Verlegen vorgenommen werden, wobei die Arbeit so organisiert werden soll, dass das Papier nicht länger als 8 Stunden nach dem Verlegen auf dem Mosaik bleibt. Dieser Arbeitsgang darf nur dann durchgeführt werden, wenn garantiert ist, dass sich die Platten nicht mehr leicht bewegen oder lösen. Dies ist normalerweise dann der Fall, wenn der Mörtel genügend Festigkeit erreicht hat, normalerweise zwischen 2 und 3 Stunden (abhängig vom Mörtel) nach Bereitung des Mörtels.

Um das Papier zu lösen, sollte es zunächst angefeuchtet werden, wobei darauf zu achten ist, es nicht zu durchnässen. Anschliessend lässt man es während etwa 15 bis 30 Minuten einweichen, so dass der Kleber aufgelöst ist.

Das Wasser sollte nicht sehr kalt sein und, im Falle einer höheren Härte des Klebers, kann ein Weichmacher verwendet werden, wie in Spülmaschinen mit Antikalkzusätzen eingesetzt wird.

Das Papier sollte langsam in diagonaler Richtung der Platten abgezogen werden, angefangen an einer Kante. Es sollten sofort alle Überschüsse des Klebers entfernt werden. Dafür sollte ein feuchter Schwamm benutzt werden und es muss darauf geachtet werden, dass sich Reste des Klebers nicht in den Fugen festsetzen. Einmal aufgelöst, darf der Kleber in keinem Falle nach Abziehen des Papiers wieder auf dem Mosaik trocknen. Eventuelle Reste des Klebers müssen sofort nach dem Abziehen des Papiers entfernt werden.

In dem unwahrscheinlichen Falle von Schwierigkeiten bei der Entfernung der Reste des Klebers kann ein Lösungsmittel für Kleber oder ein Reinigungsmittel für Fenster auf Amoniumbasis eingesetzt werden. Jedoch wenn die vorherigen Instruktionen eingehalten wurden, sollte es nicht zu diesen Schwierigkeiten kommen.

4-Ausfüllen der Fugen

Die Fugen mit dem selben Zement oder der selben Fugenmasse ausfüllen wie die Masse, mit der die Rückseiten der Mosaikplatten bestrichen wurden (für den Fall der Mosaikplatten auf Normalpapier) oder mit dem für den Abschluss der Fugen ausgewählten Fugenmörtel. Die Masse wird mit einem Gummispachtel aufgetragen. Die überschüssigen Reste der Masse müssen nach dem Verfugen entfernt werden. Dieser Arbeitsgang soll erst dann durchgeführt werden, wenn die Platten genügend Festigkeit erhalten haben, so dass sie sich nicht während des Verfugens verschieben.

5-Reinigen des Mosaiks

Nach Entfernen des überschüssigen Zements mit dem selben Gummispachtel verteilt man über dem Mosaik ein wenig Zementstaub des gleichen Zements, der für die Fugen benutzt wurde. Anschliessend säubert man das Mosaik mit einem Schwamm oder Sisal, bis es vollkommen sauber ist.

Nach dem Verfugen und nachdem die Fugen trocken sind (etwa 24-48 Stunden nach Auftragen) wird die Reinigung des Mosaiks vorgenommen, wobei eine 10% ige Salzsäure in Wasser gelöst benutzt wird.

Anschliessend wird die letzte Reinigung des Mosaiks mit sauberem Wasser durchgeführt.

Reinigung von überzogenen Oberflächen

Aufgrund der technischen Eigenschaften verschmutzt Porzellanmosaik nicht leicht. Äussere Flächen, namentlich Fassaden, bleiben für fast immer sauber, da irgendwelcher Staub in der Regel mit dem Regen abgewaschen wird.

Man rät an, innere Flächen mit einem leicht scheuernden Reinigungsmittel, wie etwa sanitäre Reinigungsmittel, zu säubern.



Porcelanato Vidrado

É um produto que alia excepcionais características técnicas à qualidade estética. Devido à sua densidade compacta e uniforme, é resistente à flexão e abrasão, possuindo uma maior durabilidade. A baixa absorção de água torna-o íngelivo, aumenta a protecção contra ataques químicos e facilita a limpeza. Um Porcelanato que engrandece os espaços para hoje e para amanhã.

Grès Cérame Emailé

C'est un produit qui associe des caractéristiques techniques exceptionnelles à une qualité esthétique. En raison de sa densité compacte et uniforme, il est résistant à la flexion et à l'abrasion possédant ainsi une plus grande longévité. Le faible taux d'absorption d'eau le rend ingélif, le protège des attaques chimiques et facilite son entretien.


Un grès cerame qui embellit les espaces d'aujourd'hui et de demain.

Glazed Porcelain Stoneware

A product with a combination of exceptional technical features plus an aesthetic quality. Due to the compact and uniform density, it is resistant to flexion and abrasion, and is particularly durable. The low water absorption gives high frost resistance and increased protection against household chemicals. It is perfect for large spaces in the present and for projects in the future.

Glasiertes Feinsteinzeug

Es ist ein Produkt, das ein Bündnis außergewöhnliche technische Merkmale mit der ästhetischen Qualität bildet. Wegen der kompakten und uniformen Dichte ist es widerstandsfähig gegen Flexion und Abnutzung und besitzt somit eine größere Dauerhaftigkeit. Die niedrige Wasseraufnahme macht es frostbeständig, vergrößert den Schutz gegen chemische Angriffe, und erleichtert das Reinigen. Ein Feinsteinzeug, der für heute und morgen die Räume vergrößert.



Heart of Stone...

A autenticidade da pedra natural mas com as características de um porcelanato vidrado...

É um produto resistente devido à sua densidade uniforme, ingelivo, durável, menos sujeito às agressões do tempo, com grande resistência à abrasão, baixa absorção e protecção contra ataques químicos e de fácil limpeza.

Cada peça é única e singular devido ao processo de tonalização, representando a essência da pedra natural. Pelas suas características, gama de cores e formatos (rectificado: 49x49, 32x49, 12x49, 8,5x49; não rectificado: M50x50, 33x33, 16x33, 16x16), a aplicação estende-se a pavimentos e/ou revestimentos, interiores e/ou exteriores, espaços residenciais e públicos. Um produto versátil e prático para novos desafios.

Heart of Stone... para repensar a pedra.

Heart of Stone...

The look and feel of natural stone with all the advantages of glazed porcelain...

Glazed porcelain is extremely durable. It has high abrasion resistance, and due to the uniform density of the tile, it has low water absorption making it frost proof. It is chemical and weather resistant, and easy to clean. This product will outlast stone every time...

Because of the toning process that gives the appearance & feel of natural stone, each individual piece is unique. The characteristics, colours and sizes (rectified: 49x49, 32x49, 12x49, 8,5x49 and non-rectified: M50x50, 33x33, 16x33, 16x16) make this a versatile and functional product. Use it for walls and floors, inside or outdoors, at home or in public areas.


"Heart of Stone": take another look at stone!




Disponível em todas as cores. / These products are produced in all colours.



Rodapé Bullnose 8x33ROD



Canto de Degrau Angolare Torello 5,5x35CD



Topo de Degrau Gradino Torello 5,5x33TD



Preto 49x49 (490x490x9,7) 8163
 Black [5]



Preto 50x50 (497x497x9,7) 8163
 Black [5]



Preto 32x49 (320x490x9,7) 8163
 Black [5]



Preto 33x33 (330x330x8) 8163
 Black [5]




Preto 12x49 (120x490x9,7) 8163
 Black [5]




Preto 16x33 (160x330x8) 8163
 Black [5]



Preto 16x16 8163
 Black (160x160x8) [5]



Preto 8,5x49 (85x490x9,7) 8163
 Black [5]



Zircon Preto/Cinza 2x33 8161/210
 Zircon Black/Grey



Diamond Preto 8,5x49 8163/310
 Diamond Black



Zircon Policromo 2x33 8160/210
 Zircon Polychrome



SÉRIE RANGE	UPEC
Heart of Stone	3S 3 3 2

HEART OF STONE 49x49cm / 32x49cm / 12x49cm / 8,5x49cm 19"x19" / 13"x19" / 5"x19"
[rectificado · rectified]



EN 14411 ANEXO G Grupo Bla GL



86



Cinza Escuro 49x49 (490x490x9,7) 8162
 Dark Grey [5]



Cinza Escuro 50x50 (497x497x9,7) 8162
 Dark Grey [5]



Cinza Escuro 32x49 (320x490x9,7) 8162
 Dark Grey [5]



Cinza Escuro 33x33 (330x330x8) 8162
 Dark Grey [5]



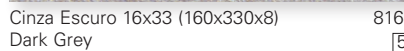
Cinza Escuro 12x49 (120x490x9,7) 8162
 Dark Grey [5]



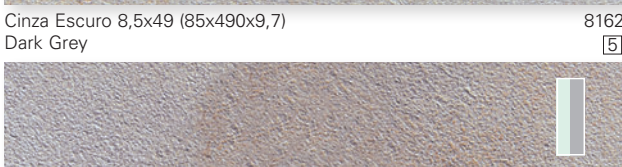
Cinza Escuro 16x33 (160x330x8) 8162
 Dark Grey [5]




Cinza Escuro 8,5x49 (85x490x9,7) 8162
 Dark Grey [5]



Cinza Escuro 8162
 Dark Grey 16x16 [5]
 (160x160x8)



Diamond Cinza Escuro 8,5x49 8162/310
 Diamond Dark Grey



Zircon Preto/Cinza 2x33 8161/210
 Zircon Black/Grey



Zircon Policromo 2x33 8160/210
 Zircon Polychrome



SÉRIE RANGE	UPEC
Heart of Stone	3S 3 3 2





Cinza 49x49 (490x490x9,7) 8161
 Grey [5]



Cinza 50x50 (497x497x9,7) 8161
 Grey [5]



Cinza 32x49 (320x490x9,7) 8161
 Grey [5]



Cinza 33x33 (330x330x8) 8161
 Grey [5]



Cinza 12x49 (120x490x9,7) 8161
 Grey [5]



Cinza 16x33 (160x330x8) 8161
 Grey [5]



Cinza 16x16 8161
 Grey (160x160x8) [5]




Cinza 8,5x49 (85x490x9,7) 8161
 Grey [5]



Zircon Preto/Cinza 2x33 8161/210
 Zircon Black/Grey



Zircon Policromo 2x33 8160/210
 Zircon Polychrome



Diamond Cinza 8,5x49 8161/310
 Diamond Grey



SÉRIE RANGE UPEC
 Heart of Stone 3S 3 3 2



Noz 49x49 (490x490x9,7) 8164
 Nut [5]



Noz 50x50 (497x497x9,7) 8164
 Nut [5]



Noz 32x49 (320x490x9,7) 8164
 Nut [5]



Noz 33x33 (330x330x8) 8164
 Nut [5]



Noz 12x49 (120x490x9,7) 8164
 Nut [5]




Noz 16x33 (160x330x8) 8164
 Nut [5]



Noz 8,5x49 (85x490x9,7) 8164
 Nut [5]



Zircon Policromo 2x33 8160/210
 Zircon Polychrome



Diamond Noz 8,5x49 8164/310
 Diamond Nut



Noz 16x16 8164
 Nut (160x160x8) [5]



SÉRIE RANGE	UPEC
Heart of Stone	3S 3 3 2



Beige 49x49 (490x490x9,7) 8160
 Beige [5]



Beige 50x50 (497x497x9,7) 8160
 Beige [5]



Beige 32x49 (320x490x9,7) 8160
 Beige [5]



Beige 33x33 (330x330x8) 8160
 Beige [5]




Beige 12x49 (120x490x9,7) 8160
 Beige [5]



Beige 16x33 (160x330x8) 8160
 Beige [5]



Beige 16x16 8160
 Beige (160x160x8) [5]



Beige 8,5x49 (85x490x9,7) 8160
 Beige [5]



Zircon Polichrome 2x33 8160/210
 Zircon Polychrome



Diamond Beige 8,5x49 8160/310
 Diamond Beige



SÉRIE RANGE	UPEC
Heart of Stone	3S 3 3 2



Grés Extrudido

Porque o tempo é o maior inimigo dos edifícios... o extrudido é o produto indicado para revestimento de fachadas devido à sua resistência, durabilidade e beleza. Evita a rápida degradação de fachadas, mantendo o aspecto inicial por muito mais anos. Produzido por extrusão e monocozedura com diferentes formatos, espessuras, diversas cores, não vidrado e vidrado. A fiabilidade, a consistência de um produto.

Grès Etiré

Parce que le temps est le plus grand ennemi des bâtiments... le grès étiré est le produit indiqué pour le revêtement des façades dû à sa résistance, durabilité et beauté. Il évite la dégradation rapide des façades, au cours du temps. Il est produit par étirement et en mono cuisson en différents formats, épaisseurs et couleurs, émaillé ou non émaillé. Un produit fiable et résistant.

Extruded Tiles

The weather is the worst enemy of any building... extruded tile is recommended for external facades due to its resistance, durability and beauty. Avoid rapid degradation of the building façade, keeping the original good looks for years to come by utilising this product. A glazed or unglazed single fired extruded tile in various formats and diverse colours. A reliable and consistent product.

Spaltplatten

Die Zeit ist der größte Feind der Gebäude... Spaltplatten sind ein Produkt, das für die Verkleidung von Fassaden geeignet ist, wegen ihres Widerstandes, Dauerhaftigkeit und Schönheit. Es vermeidet die schnelle Degradierung von Fassaden, so dass, es den anfänglichen Aspekt für mehrere Jahre behält. Produziert im Strangzug- und Einbranntverfahren in unterschiedlichen Formaten und Dicke in mehreren Farben, glasiert und unglasiert. Die Glaubwürdigkeit, die Beständigkeit eines Produktes.

GRÉS EXTRUDIDO

Grès Etiré
Extruded Tiles
Spaltplatten





ARTIGOS DISPONÍVEIS / AVAILABLE PRODUCTS:

REFERÊNCIAS / REFERENCES:

	10mm		12mm				8mm				11mm	10mm	8mm	
	30x90cm 12"x35"	15x60cm 6"x24"	30x30cm 12"x12"	24x24cm 9 1/2"x9 1/2"	15x30cm 6"x12"	15x15cm 6"x6"	30x30cm 12"x12"	24x24cm 9 1/2"x9 1/2"	15x30cm 6"x12"	15x15cm 6"x6"	11,5x24cm 4 1/2"x9 1/2"	11,5x11,5cm 4 1/2"x4 1/2"	15x15cm AD 6"x6"	7,7x24cm Alheta 3"x9 1/2"
4233*							•	•	•	•		•	•	•
4235*							•	•	•	•		•	•	•
4252*							•	•	•	•		•	•	•
4258*							•	•	•	•		•	•	•
4231**	•	•	•	•	•	•								
4256**			•	•	•	•				•	•		•	•
4330**										•	•		•	•

* EN 14411 ANEXO A Grupo Alb GL/UGL


** EN 14411 ANEXO B Grupo Alla-1 UGL

Fachadas, espaços abertos ao exterior.

A gama de extrudido não vidrado é ideal para fachadas, podendo ser igualmente prescrita na decoração de interiores, quer como pavimento quer como revestimento.

Façades and exteriors open to the elements.

Our assortment of quarry tiles is ideal for façades, walls and floors, whether in or outdoors. In a choice of unglazed or glazed finishes.





Vermelho Claro (300x900x10)
Light Red

4231




Vermelho Claro (150x600x10)
Light Red

4231






Vermelho Claro (300x300x12) 4231
 Light Red




Areia Claro (300x300x12) 4256
 Light Sand




Vermelho Claro (150x300x12) 4231
 Light Red



Vermelho Claro (150x150x12) 4231
 Light Red



Areia Claro (150x300x12) 4256
 Light Sand



Areia Claro (150x150x12) 4256
 Light Sand



Vermelho Claro (240x240x12) 4231
 Light Red




Areia Claro (240x240x12) 4256
 Light Sand

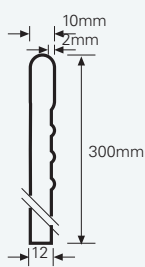
Disponível em todas as cores. / These products are produced in all colours.



Peça de Escada 30x30ESC
 Step Tread



Peça de Escada 24x30ESC
 Step Tread




Espeçura
 Thickness



Vermelho Flamejado (300x300x8) 4235
Red Blend




Vermelho (300x300x8) 4233
Red



Vermelho Flamejado (150x300x8) 4235
Red Blend



Vermelho Flamejado 4235
Red Blend (150x150x8)



Vermelho (150x300x8) 4233
Red




Vermelho 4233
Red (150x150x8)



Cinza Betão (300x300x8) 4252
Grey




Areia (300x300x8) 4258
Sand



Cinza Betão (150x300x8) 4252
Grey



Cinza Betão 4252
Grey (150x150x8)



Areia (150x300x8) 4258
Sand




Areia 4258
Sand (150x150x8)




Vermelho Claro (300x300x8) 4231
Light Red


Antiderrapante / Antidérapant / Slip-resistant / Trittsicher




Vermelho Flamejado 4235
Red Blend (150x150x11)



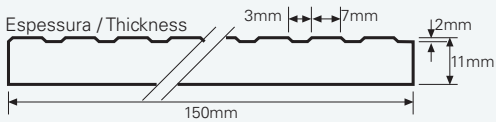
Vermelho Red 4233
Red (150x150x11)



Cinza Betão 4252
Grey (150x150x11)



Areia Sand 4258
Sand (150x150x11)



Disponível em todas as cores. / These products are produced in all colours.

Peça de Escada 30x30ESC Step Tread


Rodapé 7,5x30ROD Bullnose

Espessura Thickness 10mm 2mm 300mm 8mm 75mm


100




Vermelho Flamejado (240x240x8) 4235
 Red Blend




Vermelho (240x240x8) 4233
 Red



Vermelho Flamejado (115x240x8) 4235
 Red Blend



Vermelho (115x240x8) 4233
 Red



Vermelho Claro (115x240x8) 4231
 Light Red



Vermelho Claro 4231
 Light Red (115x115x8)



Cinza Betão (240x240x8) 4252
 Grey




Areia (240x240x8) 4258
 Sand




Salmão (115x240x8) 4330
 Salmon




Salmão 4330
 Salmon (115x115x8)




Cinza Betão (115x240x8) 4252
 Grey



Areia (115x240x8) 4258
 Sand




Areia Claro (115x240x8) 4256
 Light Sand

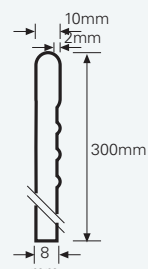


Areia Claro 4256
 Light Sand (115x115x8)


Disponível em todas as cores. / These products are produced in all colours.



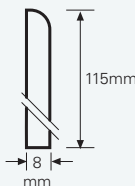
Peça de Escada 24x30ESC
 Step Tread



Espessura
 Thickness



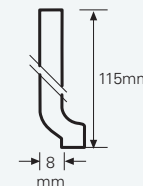
Rodapé 11,5x24RDB
 Bullnose



Espessura
 Thickness



Rodapé 11,5x24RDC
 Bullnose



Espessura
 Thickness

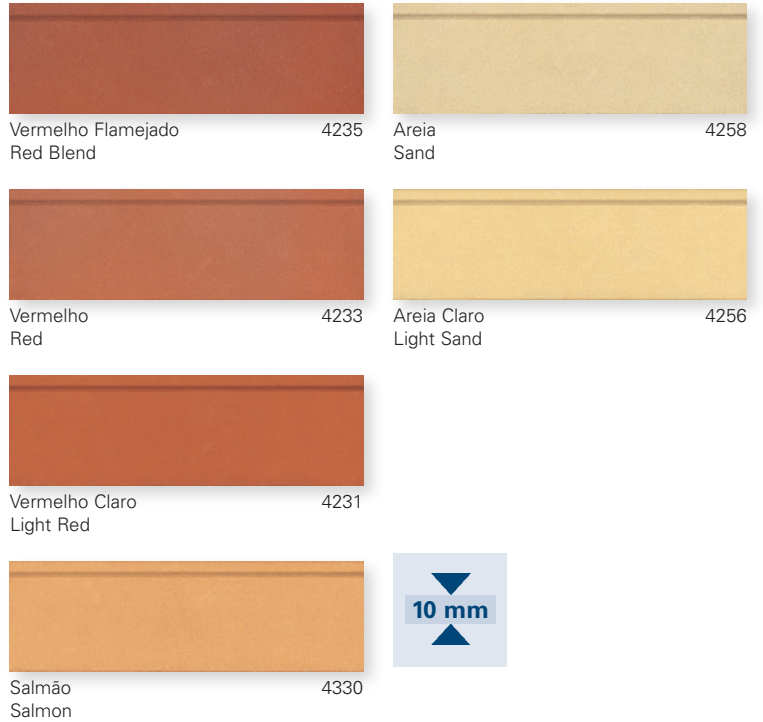
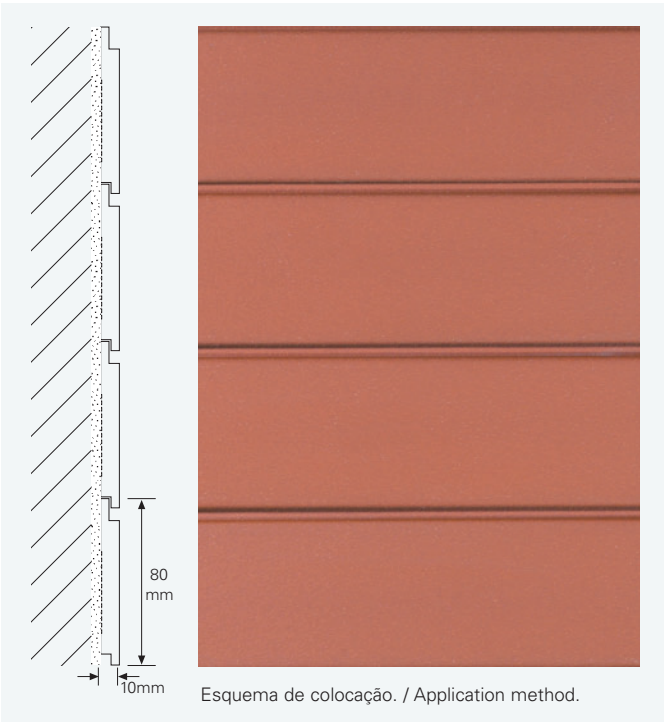
EXTRUDIDO NÃO VIDRADO

ETIRE BRUT / UNGLAZED EXTRUDED / UNGLASIERTE SPALTPLATTEN

EN 14411 ANEXO A Grupo Alb UGL / ANEXO B Grupo Alla-1 UGL

Alheta 7,7x24cm [77x240x10mm]³

3"x9½"



5,5x24cm [55x240x8mm]³

2"x9½"





Tabacco
Tobacco 1214



Laranja
Orange 1210




Tijolo
Brick 1218





Ocre
Ochre 1206




Castanho
Brown 1216



Marfim
Ivory 1202






Laranja/Orange 1210




Tabaco/Tobacco 1214




Ocre/Ochre 1206



Marfim/Ivory 1202



Castanho/Brown 1216





Marfim/Ivory 1202

	
Branco Brilhante White Glossy 1001	Amarelo Yellow 1037
	
Cinzento Grey 1029	Amarelo Bambu Bamboo Yellow 1014
	
Cinza Ágata Agatha Grey 1031	Bege Beige 1004
	
Azul Laguna Lagoon Blue 1011	Bege Castor Castor Beige 1039
	
Azul China China Blue 1009	Sândalo Sandal 1017
	
Verde Pastel Pastel Green 1035	Salmão Salmon 1019
	
Verde Green 1036	Castanho Brown 1002
	
Preto Black 1040	Rosa Pink 1032


**CLASSIFICAÇÃO DE CORES
COLOUR STANDARDS**

EXTRUDIDO VIDRADO GLAZED EXTRUDED	RAL	NCS
1001	7035	1500
1002	8003	6040-Y30R
1004	1015	3010-Y30R
1009	5011	7020-R70B
1011	-	3040-B10G
1014	1002	3030-Y30R
1017	-	2020-Y30R
1019	-	3040-Y50R
1029	7035	3000
1031	7044	2502-Y
1032	-	3020-Y90R
1035	7032	3010-G70Y
1036	1019	4010-G70Y
1037	1014	3010-Y30R
1039	1019	4020-Y70R
1040	-	9000-N





Branco Mate 1000
Matt White



Branco Brilhante 1001
Glossy White



Azul Piscina Brilhante 1012
Glossy Blue Pool



Azul China Brilhante 1009
Glossy China Blue




Amarelo Canário 1092
Glossy Canary Yellow

Bordo de Piscina Antiderrapante ADB1G
Ribbed Corundum Nosing Tile



Azul Piscina Brilhante 1012
Glossy Blue Pool

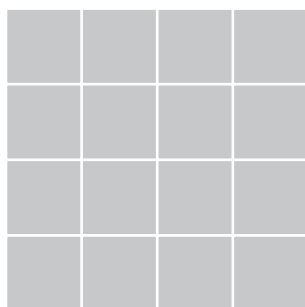
Antiderrapante AD
Ribbed Corundum Tile



Azul Piscina Brilhante 1012
Glossy Blue Pool

CARACTERÍSTICAS TÉCNICAS

Caractéristiques Techniques
Technical Data
Technische Daten



Aspecto Uniforme
 Aspect Uniforme
 Uniform Appearance
 Einheitliches Erscheinungsbild


D1

O símbolo (D1, D2, D3 ou D4) classifica a variação da tonalização da cor das peças cerâmicas de uma série.

Parmi les symboles (D1, D2, D3 ou D4) nous indiquons le degré de variation chromatique entre les carreaux contenus dans chaque serie.


This symbol (D1, D2, D3 or D4) classifies the chromatic shade variation among pieces of tile in one range.

Mit den Abkürzungen (D1, D2, D3 oder D4) will man den Farbabweichungsgrad jeder Fliese einer Serie Klassifizieren.




Variação Ligeira
 Légère Variation
 Slight Variation
 Geringe Abweichung

D2



Variação Moderada
 Variation Modérée
 Moderate Variation
 Mässige Abweichung

D3



Forte Destonização
 Effet Dénuancé Très Accentué
 Substantial Variation
 Akzentuierte Abweichung

D4

Recomendações para Assentamento

Para obter melhores resultados das características do produto, a CINCA recomenda antes do assentamento a mistura das peças de várias caixas.

Recommandation pour la pose

Afin de tirer profit au mieux des caractéristiques techniques du produit, CINCA recommande de mélanger les pièces de différentes boîtes.

Laying Recommendations

CINCA recommends blending different pieces from different cartons before installation, in order to maximize the aesthetic beauty of the product line.

Hinweise zur Verlegung

Um die besten Resultate mit unserem Produkt erzielen zu können, schlägt CINCA vor, Fliesen von verschiedenen Kartons vor der Verlegung zu mischen.

II

FORMATOS / FORMATS

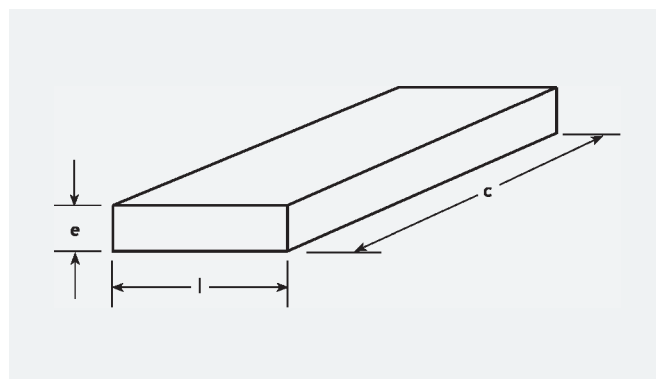
	Nominal (Não Modular) Nominal (Non-modular)	de Coordenação (Modular) of Coordination (Modular)	de Fabrico Production Size
	l x c x e (cm)	l x c x e (cm)	l x c x e (mm)
Faiança Vidrada / Glazed Wall Tiles Obs. 2			
33x56x1,05cm	33x56x1,05	-	330x560x10,5
32x55x1,05cm (rectificado / rectified)	32x55x1,05	-	320x550x10,5
16x55x1,05cm (rectificado / rectified)	16x55x1,05	-	160x550x10,5
33x45x0,9cm	33x45x0,9	-	330x448x9,0
M25x45x0,8cm	-	25x45x0,8	247x447x8,0
25x33x0,8cm	25x33x0,8	-	248x330x8,0
20x33x0,8cm	20x33x0,8	-	198x330x8,0
M20x20x0,75cm	-	20x20x0,75	197x197x7,5
M15x15x0,58cm	-	15x15x0,58	147x147x5,8
Grés Vidrado / Glazed Floor Tiles Obs. 1			
33x33x0,8cm	33x33x0,8	-	-
32x32x0,8cm (rectificado / rectified)	32x32x0,8	-	320x320x8
M30x30x0,7cm	-	30x30x0,7	-
M20x20x0,6cm	-	20x20x0,6	-
M15x15x0,6cm	-	15x15x0,6	-
M10x20x0,6cm	-	10x20x0,6	-
M10x10x0,6cm	-	10x10x0,6	-
Mosaico Porcelânico / Unglazed Porcelain Mosaic Obs. 1			
2,5x2,5x0,35cm	2,5x2,5x0,35	-	24x24x3,5
Porcelanato Vidrado / Glazed Porcelain Stoneware Obs. 1			
M50x50x0,97cm	-	50x50x0,97	-
49x49x0,97cm (rectificado/rectified)	49x49x0,97	-	490x490x9,7
32x49x0,97cm (rectificado/rectified)	32x49x0,97	-	320x490x9,7
12x49x0,97cm (rectificado/rectified)	12x49x0,97	-	120x490x9,7
8,5x49x0,97cm (rectificado/rectified)	8,5x49x0,97	-	85x490x9,7
33x33x0,8cm	33x33x0,8	-	-
32x32x0,8cm (rectificado/rectified)	32x32x0,8	-	320x320x8
16x33x0,8cm	16x33x0,8	-	-
16x16x0,8cm	16x16x0,8	-	-
Grés Extrudido / Extruded Tiles Obs. 3			
30x90x1,0cm	30x90x1,0	-	-
15x60x1,0cm	15x60x1,0	-	-
30x30x1,2cm	30x30x1,2	-	-
30x30x0,8cm	30x30x0,8	-	-
15x30x1,2cm	15x30x1,2	-	-
15x30x0,8cm	15x30x0,8	-	-
24x24x1,2cm	24x24x1,2	-	-
24x24x0,8cm	24x24x0,8	-	-
11,5x24x0,8cm	11,5x24x0,8	-	-
5,5x24x0,8cm	5,5x24x0,8	-	-
15x15x1,2cm	15x15x1,2	-	-
15x15x0,8cm	15x15x0,8	-	-
11,5x11,5x0,8cm	11,5x11,5x0,8	-	-
30x30x1,2cm ESC	30x30x1,2	-	-
30x30x0,8cm ESC	30x30x0,8	-	-
24x30x1,2cm ESC	24x30x1,2	-	-
24x30x0,8cm ESC	24x30x0,8	-	-
7,5x30x0,8cm RDB	7,5x30x0,8	-	-
11,5x24x0,8cm RDB	11,5x24x0,8	-	-
11,5x24x0,8cm RDC	11,5x24x0,8	-	-
7,7x24x1,0cm AL	7,7x24x1,0 AL	-	-
15x15x1,1cm AD	15x15x1,1	-	-

Podem ser considerados formatos modulares aqueles cuja dimensão nominal (de designação) é múltipla ou submúltipla do módulo M (M = 100mm segundo a ISO 1006) e cuja superfície é igual ou superior a 9000mm². Estes formatos são identificados por uma letra M antes da sua designação nominal (p.e.: M20x20cm).

Todos os outros formatos são considerados não modulares.

Formats considered modular are those whose nominal dimensions are multiples or submultiples of M (according to the ISO 1006 standard, M=100mm) and with a surface area equal or superior to 9000 mm². These formats are identified by a letter M before their nominal designation (e.g.: M20x20cm).

All other formats are considered non-modular.



Obs. 1

Mosaico Porcelânico, Grés Vidrado e Porcelanato Vidrado / Unglazed Porcelain Mosaic, Glazed Floor Tiles and Glazed Porcelain Stoneware

Segundo o prescrito na norma EN 14411, nos formatos modulares do Grupo BIIa para o porcelanato e BIIb para o grés vidrado, a dimensão nominal inclui uma largura de junta entre 2 e 5mm. A dimensão de fabrico do produto situa-se pois entre 2 a 5mm abaixo da dimensão nominal de designação do produto (p.e. para um M20x20cm poderá ser 197x197mm). Para formatos não modulares a diferença da dimensão de fabrico para a dimensão nominal não pode ser superior a $\pm 2\%$ ou máx. 5mm. Por outro lado, dada a grande retracção (7 a 8%) que sofre o material durante o processo de cozedura, a dimensão de fabrico (igual a calibre) é determinada no processo, durante a fase de escolha, e impressa em cada embalagem. (p.e.: o M20x20cm pode ter calibres 196, 197 ou 198mm).

According to the applicable standards EN 14411, for modular formats of the Group BIIa for porcelain stoneware and BIIb for glazed floor tile, the nominal dimensions include a joint that varies from 2 to 5mm. The production size is therefore 2 to 5mm smaller than the nominal dimension of the format (e.g.: M20x20cm might be 197x197mm). For non-modular formats the difference between the production size and the nominal size cannot be higher than $\pm 2\%$ or max. 5mm. Due to the high contraction (7 to 8%) of the material during the firing process, the production size (also designated as the calibre) is determined within the process, when the final selection is made. The size (calibre) is printed onto each box (e.g.: M20x20cm may have calibres of 196, 197 or 198mm).

Obs. 2

Faiança Vidrada / Glazed Wall Tiles

Segundo o prescrito nas normas aplicáveis, nos formatos modulares do Grupo BIII a dimensão nominal inclui uma largura de junta entre 1,5 e 5mm. Para formatos não modulares a diferença da dimensão de fabrico para a dimensão nominal não pode ser superior a ± 2 mm.

According to the applicable standards, for modular formats of the Group BIII the nominal dimensions include a joint that varies from 1,5 to 5mm. In non-modular formats the difference between the production size and nominal size cannot be more than ± 2 mm.

Obs. 3

Grés Extrudido / Extruded Tiles

Segundo as normas aplicáveis, nos formatos não modulares do Grupo AIIb e AIIa-1 a diferença da dimensão de fabrico para a dimensão nominal não pode ser superior a ± 3 mm.

Dada a grande retracção (10 a 11%) que sofre o material durante o processo de cozedura, a dimensão de fabrico (igual a calibre) é determinada no processo, durante a fase de escolha, e impressa em cada embalagem. (p.e.: 24x24 Calibre 240 ou 242 mm).

According to the applicable standards, for non-modular formats of the Group AIIb and AIIa-1 the difference between the production size and nominal size cannot be more than ± 3 mm.




Due to the high contraction (10 to 11%) of the material during the firing process, the production size (also designated as calibre) is determined within the process, when the final selection is made. The size (calibre) is printed onto each box (e.g.: 24x24 calibre 240 or 242mm).

IV

Os produtos cerâmicos destinados a pavimentos que estão dotados de características antiderrapantes, contribuem numa forma eficaz e activa para a segurança dos utilizadores. Estes produtos apresentam especificações particulares, das quais se destacam os seus coeficientes de resistência ao escorregamento. Com ampla divulgação na indústria cerâmica, as normas alemãs que permitem determinar o coeficiente de escorregamento, subdividem os testes em dois grupos distintos: o escorregamento calçado, aplicável em zonas em que os utilizadores circulam normalmente calçados, e o escorregamento “pé descalço”, aplicável a zonas em que os utilizadores circulam descalços, como piscinas, balneários, etc. Os testes são conduzidos com recurso a equipamento especial e a uma pessoa que simula a circulação sobre o pavimento (ora calçado ora descalço, consoante o teste que se pretende levar a cabo), num plano inclinado que gradualmente vai aumentando o seu ângulo de inclinação. O ângulo máximo atingido antes do desequilíbrio determina o grupo de antiderrapância que permite classificar os produtos. Existe uma escala de antiderrapância própria que se apresenta nos quadros seguintes:

Ceramic products developed for floors requiring slip resistant characteristics virtually guarantee the safety of the users. Amongst the many particular specifications of these products, the slip resistance coefficients are notable. Well known in the Ceramic Industry, the German standards, which help determine the slip resistance coefficient, divide the tests into two groups. In the first group, the tests are executed simulating the use of footwear. In the second group, the tests are run simulating barefoot traffic in areas such as swimming pools, shower areas etc. Special equipment is used to perform the tests and a person will simulate walking (with or without footwear, dependant on the test) on a sloping tiled surface. The slope angle is subject to a gradual increase. The highest slope angle achieved before slipping determines the slip resistance classification. A table with the slip resistance ratings is shown below.

DIN 51130			
Grupo Antiderrapância “Calçado” Slip Resistance Group “With Footwear”		Ângulo de Inclinação Slope Angle	
	R9	de 6° a 10° from 6° to 10°	Baixo atrito estático Low static friction
	R10	de 10° a 19° from 10° to 19°	Atrito estático normal Normal static friction
	R11	de 19° a 27° from 19° to 27°	Atrito estático melhorado Improved static friction
	R12	de 27° a 35° from 27° to 35°	Alto atrito estático High static friction
	R13	>35°	Muito alto atrito estático Very high static friction

DIN 51097			
Grupo Antiderrapância “Pé Descalço” Slip Resistance Group “Barefoot”		Ângulo de Inclinação Slope Angle	
	A	≥12°	Baixo atrito estático Low static friction
	B	≥18°	Atrito estático normal Normal static friction
	C	≥24°	Atrito estático melhorado Improved static friction

Lista de Produtos Antiderrapantes / Slip Resistant Products				
Grupo / Group	Série / Series	Formato / Size (cm)	DIN 51130	DIN 51097
Grés Vidrado / Glazed Floor Tiles	Granitdur	33x33x0,8	R10	B
	Nova Arquitectura AD	M20x20x0,6/M10x20x0,6	R11	B
	Nova Arquitectura AD	M15x15x0,6	R11	B
	Nova Arquitectura AD	M10x10x0,6	R11	B
	Aktion	M20x20x0,6	R10	B
	AD-Pro	M20x20x0,6	R11	B
Porcelanato Vidrado Glazed Porcelain Stoneware	Heart of Stone	49x49x0,97	R10	A
		32x49x0,97	R10	A
		12x49x0,97	R10	A
		8,5x49x0,97	R10	A
		33x33x0,8	R10	A
		16x33x0,8	R10	A
		16x16x0,8	R10	A
Porcelânico / Unglazed Porcelain Mosaic	Mosaico Porcelânico	2,5x2,5x0,35	R10	ABC
Grés Extrudido Não Vidrado Extruded Unglazed Tiles		30x30x1,2	R10	A
		30x30x0,8	R10	A
		24x24x1,2	R10	A
		24x24x0,8	R10	A
		15x30x1,2	R10	A
		15x30x0,8	R10	A
		15x15x1,1	R10	A
		15x15x1,2	R10	A
		15x15x0,8	R10	A
		11,5x24x0,8	R10	A

Classe de abrasão

Ao escolher um pavimento deverá ter-se em atenção a classificação de ladrilhos vidrados para pavimentos segundo a sua resistência à abrasão.

Os ladrilhos vidrados para pavimentos estão classificados em grupos segundo a sua resistência correspondendo às áreas de aplicação.

Classe d'abrasion

Lors du choix d'un carreau de sol, il est important de prendre en compte la classification du carreau émaillé suivant sa résistance à l'usure.

Les carreaux émaillés de sols sont classés par groupe suivant leur résistance d'après leur zone d'application.

Resistance to abrasion

When choosing glazed floor tiles, pay attention to the abrasion resistance classification.

Glazed floor tiles are classified in groups according to their resistance. Different areas may require different tiles. Ensure you choose a tile with the adequate classification for the proposed usage of the area.

Verschleissklasse

Bei der Auswahl einer Bodenfliese sollte auf die geeignete Abriebklasse geachtet werden.

Glasierte Bodenfliesen sind in Gruppen unterschiedlicher Belastbarkeit, die "Abriebgruppen", eingeteilt. Je nach Anwendungsbereich ist die "Abriebgruppe" auszuwählen.

Classe / Class / Class / Klasse 1
Pavimento para desgaste ligeiro Exemplo: casas de banho e quartos de casa particulares sem acesso directo do exterior. Carrelages soumis à un passage léger Par exemple salles de bain et chambres d'habitation sans accès direct a l'extérieur. Floors exposed to light traffic For example bathrooms and rooms without direct access from the exterior. Schwach begangene Böden Beispiele: Badezimmer und Zimmer in Privathäusern, ohne direkten Zugang von draussen.

Classe / Class / Class / Klasse 4
Pavimento para desgaste forte Exemplo: entradas, cozinhas comerciais, hotéis, salões de exposição, espaços comerciais. Carrelages soumis à un passage intense Par exemple entrées, cuisines commerciales, hôtels, salles d'exposition et de vente. Floors exposed to heavy traffic For example entrances, commercial kitchens, hotels, exhibition halls, shops. Stark begangene Böden Beispiele: Eingänge, kommerzielle Küchen, Hotels, Ausstellungsräume, Ladengeschäfte.

Classe / Class / Class / Klasse 2
Pavimento para desgaste médio Exemplo: salas de estar de habitações particulares, à excepção de cozinhas, entradas e outras dependências sujeitas a passagem intensa. Carrelages soumis à un passage moyen Par exemple salles de séjour d'habitation, à l'exception des cuisines, entrées et toutes autres pièces exposées à un passage intense. Floors exposed to medium-light traffic For example living rooms of private residences, with the exception of kitchens, entry halls and other rooms subject to intense traffic. Schwach bis mittelstark begangene Böden Beispiele: Wohnzimmer in Privathäusern, mit Ausnahme von Küchen, Eingängen und sonstigen Räumen mit intensivem Durchgang.

Classe / Class / Class / Klasse 5
Pavimento para desgaste muito forte Exemplo: locais públicos como centros comerciais, corredores de aeroportos, entradas de hotéis, passagens públicas e aplicações industriais. Carrelages soumis à un trafic très intense Par exemple lieux publics tels que centres commerciaux, couloirs d'aéroport, foyers d'hôtel, passages publics et applications industrielles. Floors exposed to very heavy traffic For example public areas such as shopping centres, airport corridors, hotel entrances public areas and industrial applications. Sehr stark begangene Böden Beispiele: öffentliche Stellen wie Einkaufszentren, Korridore in Flughäfen, Hoteleingänge, öffentliche Passagen und industrielle Anwendungen.

Classe / Class / Class / Klasse 3
Pavimento para desgaste médio-forte Exemplo: cozinhas, halls, corredores, varandas, terraços de habitações. Carrelages soumis à un passage moyennement fort Par exemple cuisines, halls, couloirs, balcons, loggias et terrasses d'habitations. Floors exposed to medium heavy traffic For example kitchens, halls, corridors, verandas, house terraces. Mittelstark begangene Böden Beispiele: Küchen, Dielen, Korridore, Balkone, Terrassen von Wohnungen.

Azulejo de Pasta Branca / Faïence en Pâte Blanche / White Body Wall Tile / Weiss-Scherbige Steingutfliesen

EN 14411 Anexo L Grupo BIII GL

M20x20cm, M15x15cm

33x56cm, 32x55cm, 16x55cm, 33x45cm, M25x45cm, 25x33cm, 20x33cm, M20x20cm, M15x15cm

	Característica Técnica Normativa Caractéristique Technique Normative Technical Data Norms Technische Eigenschaften	Norma de Ensaio Norme du Test Test Norm Testnorm	Valor Norma EN Aplicável Valeur Norme EN Applicable EN Standards EN Normvorgabe	Resultados CINCA Résultats CINCA CINCA Results CINCA Resultate
Dimensões e Qualidade da Superfície • Dimensions et Qualité de la Superficie • Dimensions and Surface Quality • Abmessungen und Qualität der Oberfläche				
	Dimensões Dimensions Dimensions Abmessungen Aspecto de superfície (% isenta de defeitos) Aspects de surface (% exempts de défauts) Surface quality (% defect free) Oberfläche (% ohne sichtbare Fehler)	EN ISO 10545-2 EN ISO 10545-2	- 95%	Ver tabela dimensional Voir tableau dimensionnel See dimension chart Siehe Abmessungstabelle Conforme Conforme Conforms Entspricht
Propriedades Físicas • Propriétés Physiques • Physical Properties • Physikalische Eigenschaften				
	Absorção de água (% em massa) média; máxima Absorption d'eau (% en masse) moyenne; maximum Water absorption (weight %) medium; maximum Wasseraufnahme (%) Durchschnitt; maximum	EN ISO 10545-3	>10%; <20%	18%; 20%
	Resistência à flexão (N) mínimo: Résistance à la flexion (N) minimum: Breaking strength (N) minimum: Biegefestigkeit (N) minimum: Módulo de ruptura (N/mm²) Module de rupture (N/mm²) Modulus of rupture (N/mm²) Bruchmodul (N/mm²)	EN ISO 10545-4 EN ISO 10545-4	600N; 200N 12N/mm²; 15N/mm²	800N; 500N Min.22N/mm²; Min. 26N/mm²
	Resistência à abrasão Résistance à l'abrasion Abrasion resistance Verschleissbeständigkeit	EN ISO 10545-7	Não aplicável Non applicable Not applicable Nicht zutreffend	-
	Coefficiente de dilatação térmica linear (K⁻¹) Coefficient de dilatation thermique linéique (K ⁻¹) Linear thermal expansion coefficient (K ⁻¹) Linearer Wärmeausdehnungskoeffizient (K ⁻¹)	EN ISO 10545-8	Aplicável Applicable Gefordert	8,3 ~ 8,5x10 ⁻⁶ K ⁻¹
	Resistência aos choques térmicos Résistance au choc thermique Thermal shock resistance Temperaturwechselbeständigkeit	EN ISO 10545-9	Aplicável Applicable Gefordert	Conforme Conforme Conforms Entspricht
	Resistência à fendilhagem Résistance au tressillage Tensile strength Haarrißfestigkeit	EN ISO 10545-11	Exigida Required Gefordert	Conforme Conforme Conforms Entspricht
	Resistência ao gelo Résistance au gel Frost resistance Frostbeständigkeit	EN ISO 10545-12	Não aplicável Non applicable Not applicable Nicht zutreffend	-
	Resistência ao deslizamento Résistance à la glissance Slip resistance Rutschkoeffizient	DIN 51097 DIN 51130	Não aplicável Non applicable Not applicable Nicht zutreffend	-
	Dilatação à humidade (mm/m) Dilatation à l'humidité (mm/m) Expansion to humidity (mm/m) Ausdehnung bei Feuchtigkeit (mm/m)	EN ISO 10545-10	< 0,6mm/m	Conforme Conforme Conforms Entspricht
	Ligeiras diferenças de cor Légères différences de couleurs Colour shading Leichte Farbunterschiede	EN ISO 10545-16	Aplicável Applicable Gefordert	(1)
	Resistência ao impacto (coeficiente de restituição) Résistance au choc (coefficient de restitution) Impact resistance (restitution coefficient) Impaktbeständigkeit	EN ISO 10545-5	Não aplicável Non applicable Not applicable Nicht zutreffend	-
Propriedades Químicas • Propriétés Chimiques • Chemical Properties • Chemische Eigenschaften				
	Resistência às manchas Résistance aux taches Stain resistance Fleckenbeständigkeit	EN ISO 10545-14	Min. class 3	Class 5
	Resistência química Résistance chimique Chemical resistance Chemikalienbeständigkeit	EN ISO 10545-13	Aplicável Applicable Gefordert	Min. GLB
	Fracas concentrações de ácidos e bases Basses concentrations d'acides et de bases Low acid and base concentrations Niedrige Konzentrationen von Säuren und Laugen	EN ISO 10545-13	Aplicável Applicable Gefordert	(2)
	Fortes concentrações de ácidos e bases Fortes concentrations d'acides et de bases High acid and base concentrations Starke Konzentrationen von Säuren und Laugen	EN ISO 10545-13	Aplicável Applicable Gefordert	GA
	Produtos de limpeza e aditivos de piscinas Produits de nettoyage et additifs pour eau de piscine Household chemicals and swimming pool water additives Reinigungsprodukte und Wasserzusatz für Schwimmbäder	EN ISO 10545-13	Min. GB	
	Perda de chumbo e cádmio Perte de plomb et cadmium Lead and cadmium losses Abgabe von Pb und Cd	EN ISO 10545-15	Aplicável Applicable Gefordert	(3)

(1) Ensaio não obrigatório e aplicável somente às cores lisas. Será realizado apenas quando acordado com o cliente. / Essai non obligatoire et applicable seulement aux carreaux colorés lisses. Sera réalisé seulement de commun accord avec le client. / Not obligatory, applicable to plain colours only. Only performed upon agreement with the client's request. / Ein Test ist nicht verpflichtend und nur bei den glatten Farben möglich. Dieser wird erst nach Vereinbarung mit dem Kundem durchgeführt.

(2) Ensaio não obrigatório. Será realizado quando solicitado pelo cliente. / Essai non obligatoire. Il sera réalisé lorsque le client le demandera. / Not obligatory. Performed at the clients' request. / Keine Testpflicht. Wird durchgeführt falls vom Kunde verlangt.

(3) Segundo a norma europeia em vigor (EN 14411, Anexo Q) os materiais cerâmicos para pavimentos e revestimentos não devem libertar Cádmio (Cd). Também a libertação de Chumbo (Pb) deve ser avaliada nos casos em que os produtos estejam em contacto directo com alimentos (casos de materiais aplicados em bancas de cozinha, na indústria alimentar, etc.). Em ambos os casos poderão ser fornecidos resultados de análises aos produtos CINCA sempre que requerido pelo cliente em função da aplicação em vista para os materiais e de acordo com as regulamentações nacionais em vigor. / Selon la norme européenne en vigueur (EN 14411, annexe Q), les matériaux céramiques pour sols et murs ne doivent pas

Ladrilho de Grés Vidrado de Pasta Branca Vitrificado / Carreau de Grés Emailé en Pâte Blanche Vitrifé

Glazed Floor Tile in Vitrified White Body / Glasierte Steinzeug Fliese, Gesintert, Weiss-Scherbig

EN 14411 Anexo H Grupo B1b GL

M30x30cm, M20x20cm, M15x15cm, M10x20cm, M10x10cm

33x33cm, 32x32cm, M30x30cm, M20x20cm, M15x15cm, M10x20cm, M10x10cm

33x33cm, M20x20cm

	Característica Técnica Normativa Caractéristique Technique Normative Technical Data Norms Technische Eigenschaften	Norma de Ensaio Norme du Test Test Norm Testnorm	Valor Norma EN Aplicável Valeur Norme EN Applicable EN Standards EN Normvorgabe	Resultados CINCA Résultats CINCA CINCA Results CINCA Resultate
Dimensões e Qualidade da Superfície • Dimensions et Qualité de la Superficie • Dimensions and Surface Quality • Abmessungen und Qualität der Oberfläche				
	Dimensões Dimensions Dimensions Abmessungen Aspecto de superfície (% isenta de defeitos) Aspects de surface (% exempts de défauts) Surface quality (% defect free) Oberfläche (% ohne sichtbare Fehler)	EN ISO 10545-2 EN ISO 10545-2	- 95%	Ver tabela dimensional Voir tableau dimensionnel See dimension chart Siehe Abmessungstabelle Conforme Conforme Conforms Entspricht
Propriedades Físicas • Propriétés Physiques • Physical Properties • Physikalische Eigenschaften				
	Absorção de água (% em massa) média; máxima individual Absorption d'eau (% en masse) moyenne; maximum individuel Water absorption (weight %) medium; individual maximum Wasseraufnahme (%) Durchschnitt; Einzelmaximum	EN ISO 10545-3	0,5<E≤3,0%; ≤3,3%	1,0%;1,5%
	Resistência à flexão (N) mínimo: Espessura ≥ 7,5mm; Espessura < 7,5mm Résistance à la flexion (N) minimum: Epaisseur ≥ 7,5mm; Epaisseur < 7,5mm Breaking strength (N) minimum: Thickness ≥ 7,5mm; Thickness < 7,5mm Biegefestigkeit (N) minimum: Stärke ≥ 7,5mm; Stärke < 7,5mm	EN ISO 10545-4	1100N; 700N	1400N; 700-1100N
	Módulo de ruptura (N/mm²) mínimo; mínimo individual Module de rupture (N/mm²) minimum; minimum individuel Modulus of rupture (N/mm²) minimum; individual minimum Bruchmodul (N/mm²) minimum; Einzelminimum	EN ISO 10545-4	30N/mm²; 27N/mm²	50N/mm²; 45N/mm²
	Resistência à abrasão Résistance à l'abrasion Abrasion resistance Verschleissbeständigkeit	EN ISO 10545-7	Segundo classe indicada pelo fabricante Suivant indications du fabricant According to manufacturer's data Laut Angaben des Herstellers	Ver catálogo Voir catalogue See catalogue Siehe Katalog 6,9 - 7,0x10 ⁻⁶ K ⁻¹
	Coefficiente de dilatação térmica linear (K⁻¹) Coefficient de dilatation thermique linéique (K ⁻¹) Linear thermal expansion coefficient (K ⁻¹) Linearer Wärmeausdehnungskoeffizient (K ⁻¹)	EN ISO 10545-8	Aplicável Applicable Gefordert	Conforme Conforme Conforms Entspricht
	Resistência aos choques térmicos Résistance au choc thermique Thermal shock resistance Temperaturwechselbeständigkeit	EN ISO 10545-9	Aplicável Applicable Gefordert	Conforme Conforme Conforms Entspricht
	Resistência à fendilhagem Résistance au tressailage Tensile strength Haarrißfestigkeit	EN ISO 10545-11	Exigida Required Gefordert	Conforme Conforme Conforms Entspricht
	Resistência ao gelo Résistance au gel Frost resistance Frostbeständigkeit	EN ISO 10545-12	Exigida Required Gefordert	Conforme Conforme Conforms Entspricht
	Resistência ao deslizamento Résistance à la glissance Slip resistance Rutschkoeffizient	DIN 51097 DIN 51130	Segundo classe indicada pelo fabricante Suivant indications du fabricant According to manufacturer's data Laut Angaben des Herstellers	Ver catálogo Voir catalogue See catalogue Siehe Katalog Negligenciável Négligeable Negligible Ohne Bedeutung (1)
	Dilatação à humidade (mm/m) Dilatation à l'humidité (mm/m) Expansion to humidity (mm/m) Ausdehnung bei Feuchtigkeit (mm/m)	EN ISO 10545-10	< 0,6mm/m	Negligenciável Négligeable Negligible Ohne Bedeutung
	Ligeiras diferenças de cor Légères différences de couleurs Colour shading Leichte Farbunterschiede	EN ISO 10545-16	Aplicável Applicable Gefordert	(1)
	Resistência ao impacto (coeficiente de restituição) Résistance au choc (coefficient de restitution) Impact resistance (restitution coefficient) Impaktbeständigkeit	EN ISO 10545-5	> 0,55	Conforme Conforme Conforms Entspricht
Propriedades Químicas • Propriétés Chimiques • Chemical Properties • Chemische Eigenschaften				
	Resistência às manchas Résistance aux tâches Stain resistance Fleckenbeständigkeit	EN ISO 10545-14	Min. class 3	Class 5
	Resistência química Résistance chimique Chemical resistance Chemikalienbeständigkeit	EN ISO 10545-13	Segundo classe indicada pelo fabricante Suivant indications du fabricant According to manufacturer's data Laut Angaben des Herstellers	GLA
	Fracas concentrações de ácidos e bases Basses concentrations d'acides et de bases Low acid and base concentrations Niedrige Konzentrationen von Säuren und Laugen	EN ISO 10545-13	Aplicável Applicable Gefordert	(2)
	Fortes concentrações de ácidos e bases Fortes concentrations d'acides et de bases High acid and base concentrations Starke Konzentrationen von Säuren und Laugen	EN ISO 10545-13	Aplicável Applicable Gefordert	GA
	Produtos de limpeza e aditivos de piscinas Produits de nettoyage et additifs pour eau de piscine Household chemicals and swimming pool water additives Reinigungsprodukte und Wasserzusatz für Schwimmbäder	EN ISO 10545-13	Min. GB	GA
	Perda de chumbo e cádmio Perte de plomb et cadmium Lead and cadmium losses Abgabe von Pb und Cd	EN ISO 10545-15	Aplicável Applicable Applicable Gefordert	(3)













libérer de Cadmium (Cd). De même que le dégagement de Plomb (Pb) doit être évalué dans les cas où les produits sont en contact direct avec des aliments (cas de produits appliqués sur des plans de cuisines, dans l'industrie alimentaire, etc.) Dans les deux cas, des résultats d'analyses pourront être fournis sur les produits CINCA sur toute demande de la clientèle en fonction de chaque cas et en accord avec les réglementations nationales en vigueur. / According to European standard norms (EN 14411, Annexe Q) ceramic products for floor and wall should not release Cadmium (Cd). The release of Lead (Pb) should be taken into consideration in situations where the products are in direct contact with food (i.e.: in the case of kitchen work surfaces, the food industry etc.). In both situations the CINCA product test results can be provided to the client if required. Taking into consideration where the products will be used and according to relevant National Regulations. / Entsprechend der gültigen europäischen Norm (EN 14411, Anhang Q) dürfen keramische Materialien für Boden-, und Wandbelag kein Cadmium (Cd) freisetzen. Auch die Freisetzung von Blei (Pb) sollte in diesem Zusammenhang berücksichtigt werden, vor allem in den Fällen, wo die Produkte in direktem Kontakt mit Lebensmitteln stehen (für Anwendungen in Küchen, Nahrungsmittelindustrie, etc.). In beiden Fällen können auf Anfrage, in Abhängigkeit der für die Produkte vorgesehenen Anwendungen und in Übereinstimmung mit den gültigen nationalen Bestimmungen, Analyseergebnisse von CINCA Produkten zur Verfügung gestellt werden.

Mosaico de Grés Cerâmico Vitrificado / Carreau de Grès Cérame non Emailé Vitriifié

Unglazed Vitrified Ceramic Mosaic / Unglasierte Steinzeugmosaik

EN 14411 Anexo G Grupo Bla UGL / Anexo H Grupo Blb UGL

2,5x2,5cm

	Característica Técnica Normativa Caractéristique Technique Normative Technical Data Norms Technische Eigenschaften	Norma de Ensaio Norme du Test Test Norm Testnorm	Valor Norma EN Aplicável Valeur Norme EN Applicable EN Standards EN Normvorgabe	Resultados CINCA Résultats CINCA CINCA Results CINCA Resultate
Dimensões e Qualidade da Superfície • Dimensions et Qualité de la Superficie • Dimensions and Surface Quality • Abmessungen und Qualität der Oberfläche				
	Dimensões Dimensions Dimensions Abmessungen Aspecto de superfície (% isenta de defeitos) Aspects de surface (% exempts de défauts) Surface quality (% defect free) Oberfläche (% ohne sichtbare Fehler)	EN ISO 10545-2 EN ISO 10545-2	- 95%	Ver tabela dimensional Voir tableau dimensionnel See dimension chart Siehe Abmessungstabelle Conforme Conforme Conforms Entspricht
Propriedades Físicas • Propriétés Physiques • Physical Properties • Physikalische Eigenschaften				
	Absorção de água (% em massa) média; máxima Absorption d'eau (% en masse) moyenne; maximum Water absorption (weight %) medium; maximum Wasseraufnahme (%) Durchschnitt; maximum	EN ISO 10545-3	Bla: ≤0,5%; 0,6% Blb: 0,5 <E ≤0,3%; 3,3%	≤0,1% (*) (**)
	Resistência à flexão (N) mínimo: Espessura < 7,5mm Résistance à la flexion (N) minimum: Epaisseur < 7,5mm Breaking strength (N) minimum: Thickness < 7,5mm Biegefestigkeit (N) minimum: Stärke < 7,5mm	EN ISO 10545-4	700N	800N
	Módulo de ruptura (N/mm²) mínimo; mínimo individual Module de rupture (N/mm²) minimum; minimum individuel Modulus of rupture (N/mm²) minimum; individual minimum Bruchmodul (N/mm²) minimum; Einzelminimum	EN ISO 10545-4	35N/mm²; 32N/mm²	110N/mm²
	Resistência à abrasão profunda Résistance à l'abrasion profonde Resistance to deep abrasion Verschleissbeständigkeit	EN ISO 10545-6	Max. 175mm³	Max. 120mm³
	Coefficiente de dilatação térmica linear (K⁻¹) Coefficient de dilatation thermique linéique (K ⁻¹) Linear thermal expansion coefficient (K ⁻¹) Linearer Wärmeausdehnungskoeffizient (K ⁻¹)	EN ISO 10545-8	Aplicável Applicable Gefordert	7,8-7,9x10 ⁻⁶ K ⁻¹
	Resistência aos choques térmicos Résistance au choc thermique Thermal shock resistance Temperaturwechselbeständigkeit	EN ISO 10545-9	Aplicável Applicable Gefordert	Conforme Conforme Conforms Entspricht
	Resistência à fendilhagem Résistance au tressillage Tensile strength Haarissfestigkeit	EN ISO 10545-11	Não aplicável Non applicable Not applicable Nicht zutreffend	-
	Resistência ao gelo Résistance au gel Frost resistance Frostbeständigkeit	EN ISO 10545-12	Exigida Exigée Required Gefordert	Conforme Conforme Conforms Entspricht
	Resistência ao deslizamento Résistance à la glissance Slip resistance Rutschkoeffizient	DIN 51097 DIN 51130	Segundo classe indicada pelo fabricante Suivant indications du fabricant According to manufacturer's data Laut Angaben des Herstellers	R10; ABC
	Dilatação à humidade (mm/m) Dilatation à l'humidité (mm/m) Expansion to humidity (mm/m) Ausdehnung bei Feuchtigkeit (mm/m)	EN ISO 10545-10	< 0,6mm/m	Negligenciável Négligeable Negligible Ohne Bedeutung
	Ligeiras diferenças de cor Légères différences de couleurs Colour shading Leichte Farbunterschiede	EN ISO 10545-16	Não aplicável Non applicable Not applicable Nicht zutreffend	-
	Resistência ao impacto (coeficiente de restituição) Résistance au choc (coefficient de restitution) Impact resistance (restitution coefficient) Impaktbeständigkeit	EN ISO 10545-5	Não aplicável Non applicable Not applicable Nicht zutreffend	-
Propriedades Químicas • Propriétés Chimiques • Chemical Properties • Chemische Eigenschaften				
	Resistência às manchas Résistance aux tâches Stain resistance Fleckenbeständigkeit	EN ISO 10545-14	Aplicável Applicable Applicable Gefordert	Min. class 3
	Resistência química Résistance chimique Chemical resistance Chemikalienbeständigkeit	EN ISO 10545-13	Segundo classe indicada pelo fabricante Suivant indications du fabricant According to manufacturer's data Laut Angaben des Herstellers	ULA
	Fracas concentrações de ácidos e bases Basses concentrations d'acides et de bases Low acid and base concentrations Niedrige Konzentrationen von Säuren und Laugen	EN ISO 10545-13	Aplicável Applicable Applicable Gefordert	(2)
	Fortes concentrações de ácidos e bases Fortes concentrations d'acides et de bases High acid and base concentrations Starke Konzentrationen von Säuren und Laugen	EN ISO 10545-13	Aplicável Applicable Gefordert	UA
	Produtos de limpeza e aditivos de piscinas Produits de nettoyage et additifs pour eau de piscine Household chemicals and swimming pool water additives Reinigungsprodukte und Wasserzusatz für Schwimmbäder	EN ISO 10545-13	Min. UB	
	Perda de chumbo e cádmio Perte de plomb et cadmium Lead and cadmium losses Abgabe von Pb und Cd	EN ISO 10545-15	Não aplicável Non applicable Not applicable Nicht zutreffend	-

(*) Referências - Références - References - Artikel 133, 134G, 140, 200, 205 ≤ 2,0%

(**) Referências - Références - References - Artikel 138, 220, 321G, 332G ≤ 1,0%

(1) Ensaio não obrigatório e aplicável somente às cores lisas. Será realizado apenas quando acordado com o cliente. / Essai non obligatoire et applicable seulement aux carreaux colorés lisses. Sera réalisé seulement de commun accord avec le client. / Not obligatory, applicable to plain colours only. Only performed upon agreement with the client's request. / Ein Test ist nicht verpflichtend und nur bei den glatten Farben möglich. Dieser wird erst nach Vereinbarung mit dem Kundem durchgeführt.

(2) Ensaio não obrigatório. Será realizado quando solicitado pelo cliente. / Essai non obligatoire. Il sera réalisé lorsque le client le demandera. / Not obligatory. Performed at the clients' request. / Keine Testpflicht. Wird durchgeführt falls vom Kunde verlangt.













(3) Segundo a norma europeia em vigor (EN 14411, Anexo Q) os materiais cerâmicos para pavimentos e revestimentos não devem libertar Cádmio (Cd). Também a libertação de Chumbo (Pb) deve ser avaliada nos casos em que os produtos estejam em contacto directo com alimentos (casos de materiais aplicados em bancas de cozinha, na indústria alimentar, etc.). Em ambos os casos poderão ser fornecidos resultados de análises aos produtos CINCA sempre que requerido pelo

Ladrilho de Grés Porcelanato Vidrado / Carreau de Grès Cérame Emailé / Glazed Porcelain Stoneware

Feinsteinzeug Glasiert

EN 14411 Anexo G Grupo Bla GL

M50x50cm, 49x49cm, 32x49cm, 12x49cm, 8,5x49cm, 33x33cm, 16x33cm, 16x16cm

	Característica Técnica Normativa Caractéristique Technique Normative Technical Data Norms Technische Eigenschaften	Norma de Ensaio Norme du Test Test Norm Testnorm	Valor Norma EN Aplicável Valeur Norme EN Applicable EN Standards EN Normvorgabe	Resultados CINCA Résultats CINCA CINCA Results CINCA Resultate
Dimensões e Qualidade da Superfície • Dimensions et Qualité de la Superficie • Dimensions and Surface Quality • Abmessungen und Qualität der Oberfläche				
	Dimensões Dimensions Abmessungen Aspecto de superfície (% isenta de defeitos) Aspects de surface (% exempts de défauts) Surface quality (% defect free) Oberfläche (% ohne sichtbare Fehler)	EN ISO 10545-2 EN ISO 10545-2	- 95%	Ver tabela dimensional Voir tableau dimensionnel See dimension chart Siehe Abmessungstabelle Conforme Conforme Conforms Entspricht
Propriedades Físicas • Propriétés Physiques • Physical Properties • Physikalische Eigenschaften				
	Absorção de água (% em massa) média; máxima individual Absorption d'eau (% en masse) moyenne; maximum individuel Water absorption (weight %) medium; individual maximum Wasseraufnahme (%) Durchschnitt; Einzelmaximum	EN ISO 10545-3	≤0,5; 0,6%	0,15%; 0,20%
	Resistência à flexão (N) mínimo: Espessura ≥ 7,5mm; Résistance à la flexion (N) minimum: Epaisseur ≥ 7,5mm; Breaking strength (N) minimum: Thickness ≥ 7,5mm; Biegefestigkeit (N) minimum: Stärke ≥ 7,5mm;	EN ISO 10545-4	1300N	1800N
	Módulo de ruptura (N/mm²) mínimo; mínimo individual Module de rupture (N/mm²) minimum; minimum individuel Modulus of rupture (N/mm²) minimum; individual minimum Bruchmodul (N/mm²) minimum; Einzelminimum	EN ISO 10545-4	35N/mm²; 32N/mm²	50N/mm²; 45N/mm²
	Resistência à abrasão Résistance à l'abrasion Abrasion resistance Verschleissbeständigkeit	EN ISO 10545-7	Segundo classe indicada pelo fabricante Suivant indications du fabricant According to manufacturer's data Laut Angaben des Herstellers	Ver catálogo Voir catalogue See catalogue Siehe Katalog
	Coefficiente de dilatação térmica linear (K⁻¹) Coefficient de dilatation thermique linéique (K ⁻¹) Linear thermal expansion coefficient (K ⁻¹) Linearer Wärmeausdehnungskoeffizient (K ⁻¹)	EN ISO 10545-8	Aplicável Applicable Gefordert	6,9-7,0x10⁻⁶ K⁻¹
	Resistência aos choques térmicos Résistance au choc thermique Thermal shock resistance Temperaturwechselbeständigkeit	EN ISO 10545-9	Aplicável Applicable Gefordert	Conforme Conforme Conforms Entspricht
	Resistência à fendilhagem Résistance au tressillage Tensile strength Haarrißfestigkeit	EN ISO 10545-11	Exigida Exigée Required Gefordert	Conforme Conforme Conforms Entspricht
	Resistência ao gelo Résistance au gel Frost resistance Frostbeständigkeit	EN ISO 10545-12	Exigida Exigée Required Gefordert	Conforme Conforme Conforms Entspricht
	Resistência ao deslizamento Résistance à la glissance Slip resistance Rutschkoeffizient	DIN 51097 DIN 51130	Segundo classe indicada pelo fabricante Suivant indications du fabricant According to manufacturer's data Laut Angaben des Herstellers	Ver catálogo Voir catalogue See catalogue Siehe Katalog
	Dilatação à humidade (mm/m) Dilatation à l'humidité (mm/m) Expansion to humidity (mm/m) Ausdehnung bei Feuchtigkeit (mm/m)	EN ISO 10545-10	< 0,6mm/m	Negligenciável Negligible Ohne Bedeutung
	Ligeiras diferenças de cor Légères différences de couleurs Colour shading Leichte Farbunterschiede	EN ISO 10545-16	Não aplicável Non applicable Not applicable Nicht zutreffend	-
	Resistência ao impacto (coeficiente de restituição) Résistance au choc (coefficient de restitution) Impact resistance (restitution coefficient) Impaktbeständigkeit	EN ISO 10545-5	> 0,55	Conforme Conforme Conforms Entspricht
Propriedades Químicas • Propriétés Chimiques • Chemical Properties • Chemische Eigenschaften				
	Resistência às manchas Résistance aux tâches Stain resistance Fleckenbeständigkeit	EN ISO 10545-14	Min. Class 3	Class 5
	Resistência química Résistance chimique Chemical resistance Chemikalienbeständigkeit	EN ISO 10545-13	Segundo classe indicada pelo fabricante Suivant indications du fabricant According to manufacturer's data Laut Angaben des Herstellers	GLA
	Fracas concentrações de ácidos e bases Basses concentrations d'acides et de bases Low acid and base concentrations Niedrige Konzentrationen von Säuren und Laugen	EN ISO 10545-13	Aplicável Applicable Gefordert	(2)
	Fortes concentrações de ácidos e bases Fortes concentrations d'acides et de bases High acid and base concentrations Starke Konzentrationen von Säuren und Laugen	EN ISO 10545-13	Min. GB	GA
	Produtos de limpeza e aditivos de piscinas Produits de nettoyage et additifs pour eau de piscine Household chemicals and swimming pool water additives Reinigungsprodukte und Wasserzusatz für Schwimmbäder	EN ISO 10545-13		
	Perda de chumbo e cádmio Perte de plomb et cadmium Lead and cadmium losses Abgabe von Pb und Cd	EN ISO 10545-15	Aplicável Applicable Gefordert	(3)













cliente em função da aplicação em vista para os materiais e de acordo com as regulamentações nacionais em vigor. / Selon la norme européenne en vigueur (EN 14411, annexe Q), les matériaux céramiques pour sols et murs ne doivent pas libérer de Cadmium (Cd). De même que le dégagement de Plomb (Pb) doit être évalué dans les cas où les produits sont en contact direct avec des aliments (cas de produits appliqués sur des plans de cuisines, dans l'industrie alimentaire, etc.). Dans les deux cas, des résultats d'analyses pourront être fournis sur les produits CINCA sur toute demande de la clientèle en fonction de chaque cas et en accord avec les réglementations nationales en vigueur. / According to European standard norms (EN 14411, Annexe Q) ceramic products for floor and wall should not release Cadmium (Cd). The release of Lead (Pb) should be taken into consideration in situations where the products are in direct contact with food (i.e.: in the case of kitchen work surfaces, the food industry etc.). In both situations the CINCA product test results can be provided to the client if required. Taking into consideration where the products will be used and according to relevant National Regulations. / Entsprechend der gültigen europäischen Norm (EN 14411, Anhang Q) dürfen keramische Materialien für Boden-, und Wandbelag kein Cadmium (Cd) freisetzen. Auch die Freisetzung von Blei (Pb) sollte in diesem Zusammenhang berücksichtigt werden, vor allem in den Fällen, wo die Produkte in direktem Kontakt mit Lebensmitteln stehen (für Anwendungen in Küchen, Nahrungsmittelindustrie, etc.). In beiden Fällen können auf Anfrage, in Abhängigkeit der für die Produkte vorgesehenen Anwendungen und in Übereinstimmung mit den gültigen nationalen Bestimmungen, Analyseergebnisse von CINCA Produkten zur Verfügung gestellt werden.

Ladrilho de Grés Extrudido de Precisão Vidrado e Não Vidrado / Carreau de Grès Etiré Précision Emailé et Brut

Glazed & Unglazed Precision Extruded Tiles / Glasierte & Unglasierte Stranggezogene Präzisionsspaltplatten

EN 14411 Anexo A Grupo Alb GL/UGL

30x30cm, 15x30cm, 24x24cm, 11,5x24cm, 7,7x24cm, 5,5x24cm, 15x15cm, 11,5x11,5cm

	Característica Técnica Normativa Caractéristique Technique Normative Technical Data Norms Technische Eigenschaften	Norma de Ensaio Norme du Test Test Norm Testnorm	Valor Norma EN Aplicável Valeur Norme EN Applicable EN Standards EN Normvorgabe	Resultados CINCA Résultats CINCA CINCA Results CINCA Resultate
Dimensões e Qualidade da Superfície • Dimensions et Qualité de la Superficie • Dimensions and Surface Quality • Abmessungen und Qualität der Oberfläche				
	Dimensões Dimensions Dimensions Abmessungen Aspecto de superfície (% isenta de defeitos) Aspects de surface (% exempts de défauts) Surface quality (% defect free) Oberfläche (% ohne sichtbare Fehler)	EN ISO 10545-2 EN ISO 10545-2	- 95%	Ver tabela dimensional Voir tableau dimensionnel See dimension chart Siehe Abmessungstabelle Conforme Conforme Conforms Entspricht
Propriedades Físicas • Propriétés Physiques • Physical Properties • Physikalische Eigenschaften				
	Absorção de água (% em massa) média; máxima Absorption d'eau (% en masse) moyenne; maximum Water absorption (weight %) medium; maximum Wasseraufnahme (%) Durchschnitt; maximum	EN ISO 10545-3	0,5<E≤3,0%; <3,3%	2,6; 2,8%
	Resistência à flexão (N) mínimo: Espessura ≥ 7,5mm; Résistance à la flexion (N) minimum: Epaisseur ≥ 7,5mm; Breaking strength (N) minimum: Thickness ≥ 7,5mm; Biegefestigkeit (N) minimum: Stärke ≥ 7,5mm;	EN ISO 10545-4	1100N	1100-2200N
	Módulo de ruptura (N/mm²) mínimo; mínimo individual Module de rupture (N/mm²) minimum; minimum individuel Modulus of rupture (N/mm²) minimum; individual minimum Bruchmodul (N/mm²) minimum; Einzelminimum	EN ISO 10545-4	23N/mm²; 18N/mm²	25 - 35N/mm²
	Resistência à abrasão profunda (UGL) Résistance à l'abrasion profonde (UGL) Resistance to deep abrasion (UGL) Verschleissbeständigkeit (UGL)	EN ISO 10545-7	Max. 275mm²	140mm²
	Coefficiente de dilatação térmica linear (K⁻¹) Coefficient de dilatation thermique linéique (K ⁻¹) Linear thermal expansion coefficient (K ⁻¹) Linearer Wärmeausdehnungskoeffizient (K ⁻¹)	EN ISO 10545-8	Aplicável Applicable Gefordert	5,9-6,0x10 ⁻⁶ K ⁻¹
	Resistência aos choques térmicos Résistance au choc thermique Thermal shock resistance Temperaturwechselbeständigkeit	EN ISO 10545-9	Aplicável Applicable Gefordert	Conforme Conforme Conforms Entspricht
	Resistência à fendilhagem (GL) Résistance au tressillage (GL) Tensile strength (GL) Haarrißfestigkeit (GL)	EN ISO 10545-11	Exigida Exigée Required	Conforme Conforme Conforms Entspricht
	Resistência ao gelo Résistance au gel Frost resistance Frostbeständigkeit	EN ISO 10545-12	Aplicável Applicable Gefordert	Conforme Conforme Conforms Entspricht
	Resistência ao deslizamento (UGL) Résistance à la glissance (UGL) Slip resistance (UGL) Rutschkoeffizient (UGL)	DIN 51097 DIN 51130	Segundo classe indicada pelo fabricante Suivant indications du fabricant According to manufacturer's data Laut Angaben des Herstellers	R10; A
	Dilatação à humidade (mm/m) Dilatation à l'humidité (mm/m) Expansion to humidity (mm/m) Ausdehnung bei Feuchtigkeit (mm/m)	EN ISO 10545-10	< 0,6mm/m	Conforme Conforme Conforms Entspricht
	Ligeiras diferenças de cor Légères différences de couleurs Colour shading Leichte Farbunterschiede	EN ISO 10545-16	Não aplicável Non applicable Not applicable Nicht zutreffend	-
	Resistência ao impacto (coeficiente de restituição) Résistance au choc (coefficient de restitution) Impact resistance (restitution coefficient) Impaktbeständigkeit	EN ISO 10545-5	> 0,55	Conforme Conforme Conforms Entspricht
Propriedades Químicas • Propriétés Chimiques • Chemical Properties • Chemische Eigenschaften				
	Resistência às manchas Résistance aux tâches Stain resistance Fleckenbeständigkeit	EN ISO 10545-14	GL-Min. Class 3	Conforme Conforme Conforms Entspricht
	Resistência química Résistance chimique Chemical resistance Chemikalienbeständigkeit	EN ISO 10545-13	Segundo classe indicada pelo fabricante Suivant indications du fabricant According to manufacturer's data Laut Angaben des Herstellers	GLA/ULA
	Fracas concentrações de ácidos e bases Basses concentrations d'acides et de bases Low acid and base concentrations Niedrige Konzentrationen von Säuren und Laugen	EN ISO 10545-13	Aplicável Applicable Gefordert	(2)
	Fortes concentrações de ácidos e bases Fortes concentrations d'acides et de bases High acid and base concentrations Starke Konzentrationen von Säuren und Laugen	EN ISO 10545-13	Min. GB/UB	GA/UA
	Produtos de limpeza e aditivos de piscinas Produits de nettoyage et additifs pour eau de piscine Household chemicals and swimming pool water additives Reinigungsprodukte und Wasserzusatz für Schwimmbäder	EN ISO 10545-13		
	Perda de chumbo e cádmio Perte de plomb et cadmium Lead and cadmium losses Abgabe von Pb und Cd	EN ISO 10545-15	Aplicável Applicable Applicable Gefordert	(3)

(1) Ensaio não obrigatório e aplicável somente às cores lisas. Será realizado apenas quando acordado com o cliente. / Essai non obligatoire et applicable seulement aux carreaux colorés lisses. Sera réalisé seulement de commun accord avec le client. / Not obligatory, applicable to plain colours only. Only performed upon agreement with the client's request. / Ein Test ist nicht verpflichtend und nur bei den glatten Farben möglich. Dieser wird erst nach Vereinbarung mit dem Kunden durchgeführt.

(2) Ensaio não obrigatório. Será realizado quando solicitado pelo cliente. / Essai non obligatoire. Il sera réalisé lorsque le client le demandera. / Not obligatory. Performed at the clients' request. / Keine Testpflicht. Wird durchgeführt falls vom Kunde verlangt.













(3) Segundo a norma europeia em vigor (EN 14411, Anexo Q) os materiais cerâmicos para pavimentos e revestimentos não devem libertar Cádmio (Cd). Também a libertação de Chumbo (Pb) deve ser avaliada nos casos em que os produtos estejam em contacto directo com alimentos (casos de materiais aplicados em bancas de cozinha, na indústria alimentar, etc.). Em ambos os casos poderão ser fornecidos resultados de análises aos produtos CINCA sempre que requerido pelo cliente em função da aplicação em vista para os materiais e de acordo com as regulamentações nacionais em vigor. / Selon la norme européenne en vigueur (EN 14411, annexe Q), les matériaux céramiques pour sols et murs ne doivent pas

Ladrilho de Grés Extrudido de Precisão Não Vidrado / Carreau de Grès Etiré Précision Brut

Unglazed Precision Eigenschaften Tiles / Unglasierte Stranggezogene Präzisionspaltplatten

EN 14411 Anexo B Grupo All-a-1 UGL

30x90cm, 15x60cm, 11,5x24cm, 7,7x24cm, 5,5x24cm, 11,5X11,5cm Ref.: 4231 - 4256 - 4330

	Característica Técnica Normativa Caractéristique Technique Normative Technical Data Norms Technische Eigenschaften	Norma de Ensaio Norme du Test Test Norm Testnorm	Valor Norma EN Aplicável Valeur Norme EN Applicable EN Standards EN Normvorgabe	Resultados CINCA Résultats CINCA CINCA Results CINCA Resultate
Dimensões e Qualidade da Superfície • Dimensions et Qualité de la Superficie • Dimensions and Surface Quality • Abmessungen und Qualität der Oberfläche				
	Dimensões Dimensions Dimensions Abmessungen Aspecto de superfície (% isenta de defeitos) Aspects de surface (% exempts de défauts) Surface quality (% defect free) Oberfläche (% ohne sichtbare Fehler)	EN ISO 10545-2 EN ISO 10545-2	- 95%	Ver tabela dimensional Voir tableau dimensionnel See dimension chart Siehe Abmessungstabelle Conforme Conforme Conforms Entspricht
Propriedades Físicas • Propriétés Physiques • Physical Properties • Physikalische Eigenschaften				
	Absorção de água (% em massa) média; máxima Absorption d'eau (% en masse) moyenne; maximum Water absorption (weight %) medium; maximum Wasseraufnahme (%) Durchschnitt; maximum	EN ISO 10545-3	3,0% < E ≤ 6,0%; 6,5%	3,5%; 3,7%
	Resistência à flexão (N) mínimo: Espessura ≥ 7,5mm; Résistance à la flexion (N) minimum: Epaisseur ≥ 7,5mm; Breaking strength (N) minimum: Thickness ≥ 7,5mm; Biegefestigkeit (N) minimum: Stärke ≥ 7,5mm;	EN ISO 10545-4	950N	1100-2200N
	Módulo de ruptura (N/mm²) mínimo; mínimo individual Module de rupture (N/mm²) minimum; minimum individuel Modulus of rupture (N/mm²) minimum; individual minimum Bruchmodul (N/mm²) minimum; Einzelminimum	EN ISO 10545-4	20N/mm²; 18N/mm²	23 - 30N/mm²
	Resistência à abrasão profunda Résistance à l'abrasion profonde Resistance to deep abrasion Verschleissbeständigkeit	EN ISO 10545-7	Max. 393mm²	140mm²
	Coefficiente de dilatação térmica linear (K⁻¹) Coefficient de dilatation thermique linéique (K ⁻¹) Linear thermal expansion coefficient (K ⁻¹) Linearer Wärmeausdehnungskoeffizient (K ⁻¹)	EN ISO 10545-8	Aplicável Applicable Gefordert	5,9-6,0x10 ⁻⁶ K ⁻¹
	Resistência aos choques térmicos Résistance au choc thermique Thermal shock resistance Temperaturwechselbeständigkeit	EN ISO 10545-9	Aplicável Applicable Gefordert	Conforme Conforme Conforms Entspricht
	Resistência à fendilhagem Résistance au tressillage Tensile strength Haarrissfestigkeit	EN ISO 10545-11	Não aplicável Non applicable Not applicable Nicht zutreffend	-
	Resistência ao gelo Résistance au gel Frost resistance Frostbeständigkeit	EN ISO 10545-12	Aplicável Applicable Applicable Gefordert	Conforme Conforme Conforms Entspricht
	Resistência ao deslizamento Résistance à la glissance Slip resistance Rutschkoeffizient	DIN 51097 DIN 51130	Segundo classe indicada pelo fabricante Suivant indications du fabricant According to manufacturer's data Laut Angaben des Herstellers	Min. R10; A
	Dilatação à humidade (mm/m) Dilatation à l'humidité (mm/m) Expansion to humidity (mm/m) Ausdehnung bei Feuchtigkeit (mm/m)	EN ISO 10545-10	< 0,6mm/m	Conforme Conforme Conforms Entspricht
	Ligeiras diferenças de cor Légères différences de couleurs Colour shading Leichte Farbunterschiede	EN ISO 10545-16	Não aplicável Non applicable Not applicable Nicht zutreffend	Conforme Conforme Conforms Entspricht
	Resistência ao impacto (coeficiente de restituição) Résistance au choc (coefficient de restitution) Impact resistance (restitution coefficient) Impaktbeständigkeit	EN ISO 10545-5	> 0,55	Conforme Conforme Conforms Entspricht
Propriedades Químicas • Propriétés Chimiques • Chemical Properties • Chemische Eigenschaften				
	Resistência às manchas Résistance aux tâches Stain resistance Fleckenbeständigkeit	EN ISO 10545-14	Aplicável Applicable Applicable Gefordert	(2)
	Resistência química Résistance chimique Chemical resistance Chemikalienbeständigkeit	EN ISO 10545-13	Segundo classe indicada pelo fabricante Suivant indications du fabricant According to manufacturer's data Laut Angaben des Herstellers	ULA
	Fracas concentrações de ácidos e bases Basses concentrations d'acides et de bases Low acid and base concentrations Niedrige Konzentrationen von Säuren und Laugen	EN ISO 10545-13	Aplicável Applicable Applicable Gefordert	(2)
	Fortes concentrações de ácidos e bases Fortes concentrations d'acides et de bases High acid and base concentrations Starke Konzentrationen von Säuren und Laugen	EN ISO 10545-13	Aplicável Applicable Gefordert	UA
	Produtos de limpeza e aditivos de piscinas Produits de nettoyage et additifs pour eau de piscine Household chemicals and swimming pool water additives Reinigungsprodukte und Wasserzusatz für Schwimmbäder	EN ISO 10545-13	Min. UB	UA
	Perda de chumbo e cádmio Perte de plomb et cadmium Lead and cadmium losses Abgabe von Pb und Cd	EN ISO 10545-15	Não aplicável Non applicable Not applicable Nicht zutreffend	-





libérer de Cadmium (Cd). De même que le dégagement de Plomb (Pb) doit être évalué dans les cas où les produits sont en contact direct avec des aliments (cas de produits appliqués sur des plans de cuisines, dans l'industrie alimentaire, etc.) Dans les deux cas, des résultats d'analyses pourront être fournis sur les produits CINCA sur toute demande de la clientèle en fonction de chaque cas et en accord avec les réglementations nationales en vigueur. / According to European standard norms (EN 14411, Annexe Q) ceramic products for floor and wall should not release Cadmium (Cd). The release of Lead (Pb) should be taken into consideration in situations where the products are in direct contact with food (i.e.: in the case of kitchen work surfaces, the food industry etc.). In both situations the CINCA product test results can be provided to the client if required. Taking into consideration where the products will be used and according to relevant National Regulations. / Entsprechend der gültigen europäischen Norm (EN 14411, Anhang Q) dürfen keramische Materialien für Boden-, und Wandbelag kein Cadmium (Cd) freisetzen. Auch die Freisetzung von Blei (Pb) sollte in diesem Zusammenhang berücksichtigt werden, vor allem in den Fällen, wo die Produkte in direktem Kontakt mit Lebensmitteln stehen (für Anwendungen in Küchen, Nahrungsmittelindustrie, etc.). In beiden Fällen können auf Anfrage, in Abhängigkeit der für die Produkte vorgesehenen Anwendungen und in Übereinstimmung mit den gültigen nationalen Bestimmungen, Analyseergebnisse von CINCA Produkten zur Verfügung gestellt werden.

Tabela Dimensional / Tableau Dimensionnel / Dimension Chart / Abmessungstabelle

XII





Dimensões Nominais Dimensions Nominales Nominal Dimensions Abmessungen Nominal		Dimensões dos lados Dimensions des côtés Sizes Seitenabmessung		Espessura Epaisseur Thickness Stärke	Rectilinearidade Rectilignité Rectangularity Kantengeradigkeit	Angularidade Angularité Straightness Rechtwinkligkeit	Empenos Courbure Curvature Wölbung		
		Desvio dimensão de fabrico Déviation de fabrication Deviation production size Abweichung Werksmass	Desvio médio Déviation moyenne Deviation medium Abweichung Durchschnitt				Aresta Arête Edge Kante	Centro Centre Central Mitte	Diagonal Diagonale Skew Diagonal
cm		(%)	(%)	(%)	(%)	(%)	(%)	(%)	(%)
EN 14411 ANEXO H Grupo B1b GL									
M10x10cm	EN	± 1,00%		± 10,00%					
	Cinca	± 0,50%		± 10,00%					
M15x15cm	EN								
	Cinca								
M10x20cm	EN	± 0,75%	± 0,50%		± 0,50%	± 0,60%			
	Cinca	± 0,38%	± 0,25%		± 0,25%	± 0,30%			
M20x20cm	EN						± 0,50%	± 0,50%	± 0,50%
	Cinca			± 5,00%			± 0,25%	± 0,25%	± 0,25%
M30x30cm	EN	± 0,60%		± 5,00%					
	Cinca	± 0,30%							
32x32cm (rectificado/rectified)	EN	± 0,60%	± 0,50%		± 0,50%	± 0,60%			
	Cinca	≈ 0,0%	≈ 0,0%		≈ 0,0%	≈ 0,0%			
33x33cm	EN	± 0,60%	± 0,50%		± 0,50%	± 0,60%			
	Cinca	± 0,30%	± 0,25%		± 0,25%	± 0,30%			
EN 14411 ANEXO L Grupo B111 GL									
							Max / Min	Max / Min	
M15x15cm	EN								
	Cinca								
M20x20cm	EN								
	Cinca								
20x33cm	EN								
	Cinca	± 0,50%	± 0,30%		± 0,30%	± 0,50%			
25x33cm	EN	± 0,25%	± 0,15%		± 0,15%	± 0,25%			
	Cinca						+ 0,50%	+ 0,50%	
M25x45cm	EN			± 10,00%			- 0,30%	- 0,30%	± 0,50%
	Cinca			± 10,00%			+ 0,25%	+ 0,25%	± 0,25%
33x45cm	EN						- 0,15%	- 0,15%	
	Cinca								
16x55cm	EN								
	Cinca	± 0,50%	± 0,30%		± 0,30%	± 0,50%			
32x55cm	EN	≈ 0,0%	≈ 0,0%		≈ 0,0%	≈ 0,0%			
	Cinca								
33x56cm	EN	± 0,50%	± 0,30%		± 0,30%	± 0,50%			
	Cinca	± 0,25%	± 0,15%		± 0,15%	± 0,25%			
EN 14411 ANEXO G Grupo B1a UGL / EN 14411 ANEXO H Grupo B1b UGL									
2,5x2,5cm	EN	± 1,20%	± 0,75%	± 10,00%	± 0,75%	± 1,00%	± 1,00%	± 1,00%	± 1,00%
	Cinca	± 1,20%	± 0,75%	± 10,00%	± 0,75%	± 1,00%	± 1,00%	± 1,00%	± 1,00%
EN 14411 ANEXO G Grupo B1a GL									
16x16cm	EN	± 0,75%	± 0,50%		± 0,50%	± 0,60%			
	Cinca	± 0,38%	± 0,25%		± 0,25%	± 0,30%			
32x32cm (rectificado/rectified)	EN	± 0,60%	± 0,50%		± 0,50%	± 0,60%			
	Cinca	≈ 0,0%	≈ 0,0%		≈ 0,0%	≈ 0,0%			
16x33cm	EN								
	Cinca	± 0,60%	± 0,50%		± 0,50%	± 0,60%			
33x33cm	EN	± 0,30%	± 0,25%		± 0,25%	± 0,30%			
	Cinca								
8,5x49cm (rectificado/rectified)	EN			± 5,00%			± 0,50%	± 0,50%	± 0,50%
	Cinca			± 5,00%			± 0,25%	± 0,25%	± 0,25%
12x49cm (rectificado/rectified)	EN								
	Cinca	± 0,60%	± 0,50%		± 0,50%	± 0,60%			
32x49cm (rectificado/rectified)	EN	≈ 0,0%	≈ 0,0%		≈ 0,0%	≈ 0,0%			
	Cinca								
49x49cm (rectificado/rectified)	EN								
	Cinca								
M50x50cm	EN	± 0,60%	± 0,50%		± 0,50%	± 0,60%			
	Cinca	± 0,30%	± 0,25%		± 0,25%	± 0,30%			
EN 14411 ANEXO A Grupo A1b GL/UGL / EN 14411 ANEXO B Grupo A1a-1 UGL									
Todos os formatos / Tout les formats All sizes / Abmessungen	EN	± 1,00% Max. ±2mm	± 1,00%	± 10,00%	± 0,50%	± 1,00%	± 0,50%	± 0,50%	± 0,80%
	Cinca	± 1,00%	± 1,00%	± 10,00%	± 0,50%	± 1,00%	± 0,50%	± 0,50%	± 0,80%

Embalagens e Pesos / Emballages et Poids / Packing and Weights / Verpackungen und Gewichte

Formato / Format / Size / Format	Caixa / Carton / Box / Karton 			Paleta / Palette / Pallet / Palette 				
	Pcs. / Stk.	m ² / ml	kg		m ²	Net. kg	Brut. kg	
Revestimento / Mur / Wall Tiles / Wand								
33x56x1,05	6	1,11	19,70	40	44,40	788	818	120x80x82
32x55x1,05	6	1,06	19,20	40	42,40	768	798	120x80x82
16x55x1,05	12	1,06	19,20	40	42,40	768	798	120x80x82
33x45x0,9	8	1,20	18,20	44	52,80	801	831	120x80x92
M25x45x0,8	10	1,125	14,00	60	67,50	840	870	120x80x92
25x33x0,8	12	1,00	13,80	75	75,00	1035	1065	120x80x95
20x33x0,8	15	1,00	13,30	84	84,00	1117	1143	120x80x95
M20x20x0,75	25	1,00	12,00	96	96,00	1152	1182	120x80x95
M15x15x0,58	66	1,50	14,10	70	105,00	987	1017	120x80x90
3x20x0,75 Piano	30	6,00ml	1,92	-	-	-	-	-
3x15x0,58 Piano	40	6,00ml	1,61	-	-	-	-	-
3x25x0,75	12	3,00ml	1,25	-	-	-	-	-
Pavimento / Sol / Floor Tiles / Boden								
Grés Vidrado / Grès Emailé / Glazed Floor Tiles / Glasiertes Steinzeug								
33x33x0,8	12	1,3333	22,70	50	66,67	1135	1165	120x80x80
32x32x0,8	12	1,23	21,40	48	59,04	1027	1057	120x80x80
M30x30x0,7	15	1,35	19,90	50	67,50	995	1025	120x80x74
M20x20x0,6	25	1,00	13,20	84	84,00	1109	1139	120x80x74
M10x20x0,6	50	1,00	13,00	84	84,00	1092	1122	120x80x74
M15x15x0,6	44	1,00	12,80	80	80,00	1024	1054	120x80x74
M10x10x0,6 col	99	1,00	12,50	78	78,00	975	1005	120x80x74
20x20B2L	25	1,00	12,70	-	-	-	-	-
20x20B1L	25	1,00	12,70	-	-	-	-	-
20x3CX	25	-	2,25	-	-	-	-	-
20x3CV	25	-	2,25	-	-	-	-	-
10x20B2D	50	1,00	13,50	-	-	-	-	-
10x20B2E	50	1,00	13,50	-	-	-	-	-
10x20B1G	50	1,00	13,50	-	-	-	-	-
10x20B1P	50	1,00	13,50	-	-	-	-	-
10x20RC	10	2,00ml	3,30	-	-	-	-	-
15x15RC	10	1,50ml	3,30	-	-	-	-	-
15x3AE	4	-	0,40	-	-	-	-	-
15x3AI	4	-	0,40	-	-	-	-	-
15x3CX	25	-	1,88	-	-	-	-	-
15x3CV	25	-	1,88	-	-	-	-	-
15x15B1L	44	1,00	12,80	-	-	-	-	-
15x15LC	10	1,50ml	3,30	-	-	-	-	-
15x15CC	4	-	1,50	-	-	-	-	-
10x3AE	4	-	0,30	-	-	-	-	-
10x3AI	4	-	0,20	-	-	-	-	-
3x3AECX	4	-	0,10	-	-	-	-	-
3x3AE	4	-	0,10	-	-	-	-	-
3x3AICX	4	-	0,10	-	-	-	-	-
3x3AICV	4	-	0,10	-	-	-	-	-
33x33x0,8 ESC	12	1,3333	22,70	-	-	-	-	-
8x33x0,8 ROD	38	12,50ml	18,00	-	-	-	-	-
Porcelanato Vidrado / Grès Cérame Emailé / Glazed Porcelain Stoneware / Feinsteinzeug Glasiert								
M50x50x0,97	4	1,00	21,00	36	36,00	756	786	120x80x65
49x49x0,97	4	0,96	20,36	36	34,57	733	763	120x80x65
32x49x0,97	6	0,94	20,18	45	42,33	908	938	120x80x79
12x49x0,97	16	0,94	20,29	45	42,33	913	943	120x80x75
8,5x49x0,97	24	1,00	20,70	42	42,00	869	899	120x80x75
33x33x0,8	12	1,3333	22,70	50	66,67	1135	1165	120x80x80
16x33x0,8	20	1,11	18,40	60	66,66	1104	1134	120x80x95
16x16x0,8	40	1,11	18,40	60	66,66	1104	1134	120x80x95
8,5x49x0,97	6	3,00ml	5,50	-	-	-	-	-
2x33x0,8	9	3,00ml	1,20	-	-	-	-	-
8x33x0,8 ROD	38	12,50ml	18,00	-	-	-	-	-
5,5x35 CD	2	-	3,52	-	-	-	-	-
5,5x33 TD	4	1,30ml	2,35	-	-	-	-	-

Embalagens e Pesos / Emballages et Poids / Packing and Weights / Verpackungen und Gewichte

XIV

Formato / Format / Size / Format	Caixa / Carton / Box / Karton 			Paleta / Palette / Pallet / Palette 				
	Pcs. / Stk.	m ² / ml	kg		m ²	Net. kg	Brut. kg	
Mosaico Porcelânico / Mosaïque Grès Cérame / Unglazed Mosaic / Unglasiertes Steinzeugmosaik								
2,5x2,5x0,35 G	4704	3,00	21,50	48	144,00	1032	1062t	120x80x104
2,5x2,5x0,35 P	4704	3,00	22,20	48	144,00	1066	1096	120x80x92
2,5x2,5x0,35 RP/RFV	3168	2,00	14,80	72	144,00	1066	1096	110x110x92
Grês Extrudido / Grès Etiré / Extruded Tiles / Strangezogene Spaltplatten								
30x90x1	222	60,00	1265,40	-	60,00	1265	1295	120x80x90
15x60x1	666	60,00	1278,70	-	60,00	1278	1308	120x80x90
30x30x1,2	8	0,72	18,50	84	60,48	1554	1584	120x80x107
30x30x0,8	11	1,00	17,60	84	84,00	1478	1508	120x80x107
15x30x1,2	16	0,72	18,50	75	54,00	1388	1418	120x80x90
15x30x0,8	22	1,00	17,60	75	75,00	1320	1350	120x80x90
24x24x1,2	12	0,70	17,60	75	52,50	1320	1350	120x80x87
24x24x0,8	17	1,00	17,00	75	75,00	1275	1305	120x80x87
11,5x24x0,8	34	1,00	16,70	72	72,00	1202	1232	120x80x87
11,5x11,5x0,8	68	1,00	15,50	72	72,00	1116	1146	120x80x87
15x15x1,2	32	0,72	17,80	75	54,00	1335	1365	120x80x90
15x15x1,1 AD	22	0,50	11,35	111	55,50	1260	1290	120x80x90
15x15x0,8	44	1,00	17,60	70	70,00	1232	1262	120x80x90
7,7x24x1 Alheta	52	1,00	20,50	60	60,00	1230	1260	120x80x100
5,5x24x0,8	68	1,00	16,70	72	72,00	1202	1232	120x80x87
30x30x1,2 ESC	7	0,63	16,70	-	-	-	-	-
30x30x0,8 ESC	10	0,91	16,00	-	-	-	-	-
24x30x1,2 ESC	7	0,50	13,33	-	-	-	-	-
24x30x0,8 ESC	10	0,71	12,78	-	-	-	-	-
7,5x30x0,8 ROD	44	1,00	17,60	-	-	-	-	-
11,5x24x0,8 RDC	34	1,00	17,00	-	-	-	-	-
11,5x24x0,8 RDB	34	1,00	16,70	-	-	-	-	-

AD (Antiderrapante / Antidérapant / Slip resistant / Trittsicher); Col (Colado / Collé / Glued / Geklebt); ESC (Peça de escada / Nez de marche / Step-tread / Treppenstufe); G (Granel / Vrac / Loose / Lose); P (Colado em papel / Collé sur papier / Glued on paper / Vorderseitig Papiergeklebt); RDC (Rodapé côncavo / Plinthe à gorge / Cove skirting / Hohlkehlsoclel); RFV (Colado em rede de fibra de vidro / Collé sur trame en fibre de verre / Glued on glass fibre net / Glasfasergewebe); ROD (Rodapé / Plinthe / Bullnose / Sockelleiste); RP (Colado em rede de papel / Collé sur trame de papier / Glued on paper mesh / Rückseitig Netzpapiergeklebt).

Simbologia / Symboles / Symbols / Symbole



REVESTIMENTO / MUR / WALL TILES / WAND



PAVIMENTO / SOL / FLOOR TILES / BODEN



BRILHANTE / BRILLANT / GLOSS / GLÄNZEND



MATE / MAT / MATT / MATT



RESISTENTE AO GELO / RESISTANT AU GEL / FROST RESISTANTE / FROSTBESTÄNDIG

Devido à variabilidade do processo de fabrico da cerâmica, pequenas variações de tonalidade poderão ocorrer em relação ao padrão de cor estabelecido. As equivalências entre as cores da CINCA e as cores dos sistemas RAL e NCS são apresentadas a título meramente indicativo. / Due to the variants within the production process of ceramic tile, slight changes in colour or tone may occur in comparison to the original colour sample. The equivalents between CINCA colours, RAL and NCS systems are indicative only.

A CINCA reserva o direito de alterar ou eliminar, total ou parcialmente, qualquer referência ou especificação técnica contida neste catálogo. As cores podem apresentar ligeiras diferenças de tonalidade. CINCA reserves the right to modify or discontinue, in whole or in part, any reference or technical specification within this brochure. Printed colour is as accurate as the limitations of the printing process will allow.



CINCA S.A.

Rua Principal, 39 - Apartado 12
P-4509-908 Fiães VFR Portugal
Tel.: 227.476.400
Fax: 227.476.488
Email: cinca@cinca.pt

EXPORT DEPARTMENT

Rua Principal, 39 - Apartado 12
P-4509-908 Fiães VFR Portugal
Tel.: +351.227.476.462
Fax: +351.227.476.494/5
Email: internacional@cinca.pt

SERVIÇOS COMERCIAIS PORTUGAL

Rua Principal, 39 - Apartado 12
P-4509-908 Fiães VFR Portugal
Tel.: 227.476.404
Fax: 227.476.490
Email: portugal@cinca.pt

SHOWROOM LISBOA

Rua Abranches Ferrão, 3B
P-1600-296 Lisboa Portugal
Tel.: 217.210.620
Fax: 217.210.629

SHOWROOM PORTO

Edifício Mota Galiza
Rua Calouste Gulbenkian, 161
P-4050-145 Porto Portugal
Tel.: 227.476.489
Fax: 226.062.502

www.cinca.pt